

NEW HAVEN CHARGERS

MEN'S BASKETBALL

DAN RUEDE

Assistant Director of Athletics / Strategic Communications
Charger Gym, 300 Boston Post Road, West Haven, CT 06516
O: 203.932.7025 | C: 203-535-9503
druede@newhaven.edu | www.NewHavenChargers.com

2022-23 SCHEDULE/RESULTS

OVERALL: 4-2 | NE10: 4-1

NOVEMBER

Wed. 16	at Saint Michael's *	L, 74-75
Sat. 19	ADELPHI *	W, 82-64
Tue. 22	at Saint Rose *	W, 69-65
Sat. 26	at Indiana (PA)	L, 60-65
Wed. 30	at American International *	W, 81-54

DECEMBER

Sat. 3	FRANKLIN PIERCE *	W, 67-56
Tue. 6	ASSUMPTION *	7:00 p.m.
Thu. 8	BLOOMFIELD	7:00 p.m.
Sun. 11	at Chestnut Hill	2:00 p.m.
Thu. 29	MOLLOY	7:00 p.m.
Sat. 31	LE MOYNE *	3:30 p.m.

JANUARY

Wed. 4	at Georgian Court	12:00 p.m.
Sat. 7	at Saint Anselm *	3:30 p.m.
Tue. 10	at Southern New Hampshire *	7:30 p.m.
Sat. 14	SOUTHERN CONNECTICUT *	3:30 p.m.
Wed. 18	at Bentley *	7:30 p.m.
Sat. 21	PACE *	3:30 p.m.
Tue. 24	at Adelphi *	7:30 p.m.
Sat. 28	at Franklin Pierce *	3:30 p.m.

FEBRUARY

Wed. 1	SAINT ROSE *	7:30 p.m.
Sat. 4	AMERICAN INTERNATIONAL *	3:30 p.m.
Tue. 7	SAINT MICHAEL'S *	7:30 p.m.
Sat. 11	at Assumption *	3:30 p.m.
Wed. 15	STATEN ISLAND *	7:30 p.m.
Sat. 18	at Le Moyne *	3:30 p.m.
Tue. 21	SAINT ANSELM *	7:30 p.m.
Fri. 24	NE10 Championship First Round	TBD
Sun. 26	NE10 Championship Quarterfinal	TBD

MARCH

Wed. 1	NE10 Championship Semifinal	TBD
Sat. 4	NE10 Championship Final	TBD
Mar. 11-14	NCAA East Region Championship	TBD
Mar. 22-25	NCAA Final Eight	TBD

* Northeast-10 Conference game
Home games in **BOLD CAPS** played at Charger Gymnasium



NEW HAVEN (4-2, 4-1 NE10)
CHARGERS

AT A GLANCE

Opening Tip	7:00 p.m.
Location	West Haven, Conn.
Venue	Charger Gymnasium
Capacity	1,500
Live Video	ne10nowtv.com
Live Stats	newhavenchargers.com
All-Time Series	16-10
Active Streak	W9
Last Meeting	UNH 65-64 (Jan. 22, 2022)
First Meeting	ASM 62-64 (Feb. 10, 1980)
Hotaling vs. ASM	11-3



ASSUMPTION (4-3, 1-2 NE10)
GREYHOUNDS

PROJECTED NEW HAVEN STARTERS

4

QUASHAWN LANE
GR • 6-2 • GUARD
TRENTON, N.J.

PPG	RPG	AST	MIN
13.5	4.3	24	34.7



NOTES:

- NE10 All-Conference Second Team last year
- Third on the team in scoring (13.5 ppg) & fourth in rebounding (4.3 rpg)
- Led the team with 99 assists a year ago
- Tied for second on the team with 8 steals

10

TY PERRY
SR • 6-3 • FORWARD
BOSTON, MASS.

PPG	RPG	STL	MIN
16.3	5.0	8	31.7



NOTES:

- Transferred from Buffalo after stint at Fordham
- Scored 20 points on 8-20 shooting in his debut
- Recorded career-highs in rebounds (9) and steals (3)
- Tied a career-high with 22 points on 10-18 shooting in OT win over Saint Rose

11

VICTOR OLAWOYE
GR • 6-2 • GUARD
ELMONT, N.Y.

PPG	RPG	AST	MIN
9.3	5.3	26	33.3



NOTES:

- Averaged 7.6 ppg & 3.8 rpg last season
- Leads the team with 11 steals and 26 assists
- Second on the team last season with 90 assists
- Flirted with a triple double with an 18 point, 7 rebound, 8 assists effort against Adelphi

12

MAJUR MAJAK
SR • 7-1 • CENTER
POUGHKEEPSIE, N.Y.

PPG	RPG	BLK	MIN
9.2	9.2	15	30.5



NOTES:

- Set a single season record and led all NCAA DII players with 85 blocks
- Shooting a conference high 75.0% from the field.
- Recorded six double doubles in his career at New Haven
- Hit a pair of three-pointers in win over Franklin Pierce.

34

DAVONTREY THOMAS
JR • 6-5 • FORWARD
POUGHKEEPSIE, N.Y.

PPG	RPG	AST	MIN
16.5	3.5	8	34.8



NOTES:


- Started all 27 games last season
- Leads team in scoring with 16.3 ppg on 49.3% shooting.
- Has attempted a conference-most 3.7 threes per game.
- Shot 48.3% from the field, while leading the team in 3-pt shooting with 54 made 3's

PUT ME IN COACH I'M READY TO PLAY (FIRST OFF THE BENCH)

23

SEAN BRAITHWAITE
JR • 6-6 • FORWARD
CENTER MORICHES, N.Y.

PPG	RPG	AST	MIN
2.2	1.2	6	13.0



NOTES:

- Appeared in 21 games last season, starting three
- Scored in double figures twice last season



GAME 7: NEW HAVEN VS. ASSUMPTION

2022-23 NEW HAVEN CHARGERS NUMERICAL ROSTER

##	Name	Cl.	Po.	Ht.	Wt.	Hometown / High School / Last School	Pronunciation Guide
0	Andre Francis	Gr.	F	6-6	185	Hartford, Conn. / The Master's School / Concordia (N.Y.)	
1	Jean Bernard	So.	F	6-6	190	Trenton, N.J. / Trenton Catholic Academy	
2	Tarese Morse	So.	F	6-5	210	Springfield, Mass. / Springfield / Hutchinson CC	
3	Justin Hendrick	So.	G	6-2	175	Valley Stream, N.Y. / St. Francis / Niagara CC	
4	Quashawn Lane	Gr.	G	6-2	175	Trenton, N.J. / Trenton Catholic Academy	qway-shawn
5	Joshua Hopson	Fr.	F	6-8	255	Jersey City, N.J. / MacDuffie School	
10	Ty Perry	Sr.	F	6-3	200	Boston, Mass. / Brighton / Buffalo	
11	Victor Olawoye	Gr.	G	6-2	185	Elmont, N.Y. / Elmont Memorial / Gannon	oh-la-woah-ye
12	Majur Majak	Sr.	C	7-1	235	Poughkeepsie, N.Y. / The Patrick School	major muh-jok
13	Christian Kellman	So.	G	6-10	170	Little Neck, N.Y. / John Adams	
15	Kendall McMillan	Sr.	G	6-1	180	Baltimore, Md. / Mount Saint Joseph	
20	Adriel Gill	Sr.	G	6-2	195	Meriden, Conn. / Platt	
21	Ethan Simmon	Fr.	F	6-5	190	Edison, N.J. / St. Joseph Metuchen	
22	Jason Edokpayi	So.	F	6-6	220	Laurel, Md. / Mount St. Joseph / Fairfield	ee-dough-pie-yay
23	Sean Braithwaite	Jr.	F	6-6	220	Center Moriches, N.Y. / Center Moriches	brayth-wait
25	Kyle Kearson	Fr.	F	6-4	170	West Haven, Conn. / West Haven	
34	Davontrey Thomas	Jr.	F	6-5	200	Poughkeepsie, N.Y. / Poughkeepsie	

Head Coach: Ted Hotaling (Albany '95) – 12th Season

Assistant Coach: Derrick Seldon (Western Connecticut '15) - Second Season

Graduate Assistant Coach: Devon Moore (New haven '22) - First Season

Volunteer Assistant Coach: Shawn Mobilio - Second Season



ANDREW FRANCIS

0 GR | Forward



JEAN BERNARD

1 SO | Forward



TARESE MORSE

2 SO | Forward




JUSTIN HENDRICK

3 SO | Guard



QUASHAWN LANE

4 GR | Guard



JOSHUA HOPSON

5 FR | Forward



TY PERRY

10 SR | Forward




VICTOR OLAWOYE

11 GR | Guard




MAJUR MAJAK

12 SR | Center



CHRISTIAN KELLMAN

13 SO | Guard



KENDALL MCMILLAN

15 SR | Guard



ADRIEL GILL

20 SR | Guard



ETHAN SIMMON

21 FR | Forward



JASON EDOKPAYI

22 SO | Forward



SEAN BRAITHWAITE

23 JR | Forward



KYLE KEARSON

25 FR | Forward



DAVONTREY THOMAS

34 JR | Forward



TED HOTALING

HC 12th Season



VS



TALE OF THE TAPE

4-2, 4-1	OVERALL RECORD	4-3, 1-2
W2	CURRENT STREAK	W2
72.2	POINTS PER GAME	74.7
63.2	OPP POINTS PER GAME	71.0
+9.0	SCORING MARGIN	+3.7
.493	FIELD GOAL PCT	.422
.377	OPP FIELD GOAL PCT	.420
.339	3-POINT FG PCT	.370
.310	OPP 3-POINT FG PCT	.386
6.7	3PT MADE/GAME	9.6
.713	FREE THROW PCT	.757
37.7	REBOUNDS PER GAME	38.7
30.8	OPP. REBOUNDS PER GAME	38.7
+6.9	REBOUND MARGIN	0.0
13.2	TURNOVERS PER GAME	12.7
-1.7	TURNOVER MARGIN	+0.3
13.5	ASSISTS PER GAME	13.1
5.7	STEALS PER GAME	5.4
3.2	BLOCKS PER GAME	3.4

STATISTICAL LEADERS

SCORING

NEW HAVEN	ASSUMPTION
Thomas..... 16.5	Gaiter..... 14.3
Perry..... 16.3	Creek..... 14.0
Lane..... 13.5	Stewart..... 10.9

REBOUNDING

NEW HAVEN	ASSUMPTION
Majak..... 9.2	Gaiter..... 7.6
Olawoye..... 5.3	Creek..... 7.6

ASSISTS

NEW HAVEN	ASSUMPTION
Olawoye..... 26	Gaiter..... 26
Lane..... 24	Glover..... 11

STEALS

NEW HAVEN	ASSUMPTION
Olawoye..... 11	Glover..... 9
Lane..... 8	Hicks..... 7

BLOCKS

NEW HAVEN	ASSUMPTION
Majak..... 15	Creek..... 8
Lane..... 2	Dembele..... 4

THE LEAD

The University of New Haven men’s basketball returned home on Saturday, for just the second time this season, where they edged out the Franklin Pierce Ravens in a 67-56 win after going on a 13-2 run in the final three minutes of the game. Of the seven three-pointers that the Chargers made, two of them came from the senior center Majur Majak (Poughkeepsie, N.Y./), whose second three-pointer came at a crucial time in a two-point game to foil the Ravens’ surging comeback attempt.

With the win over Franklin Pierce, the Chargers stay atop of the NE10 standings with a 4-1 conference record as they look to extend their win streak when hosting the Assumption Greyhounds on Tuesday, Dec. 6. Tip-off for the seventh game of the season is scheduled for 7:00 P.M.at Charger Gymnasium.

SCOUTING THE CHARGERS

The Chargers enter the matchup on a two-game win streak, as well, after foiling a Franklin Pierce comeback attempt in a 67-56 win on Saturday afternoon. The Chargers hit three three-pointers in the final two minutes, including one of Majak’s two three-pointers in the game. In a two-point game, Majak drained a crucial three before Davontrey Thomas (Poughkeepsie, N.Y./Poughkeepsie) put the team up six after hitting a turnaround three with the shot clock expiring. With the win, the Chargers have now won seven of their last eight over the Ravens and even the series total as both teams have now won 25 games each.

Leading the Chargers on the night with 15 points was Thomas, who has scored 14+ points in every game to start the season. The junior forward, who tied a career-high with five three-pointers against AIC, drained another three three-pointers in the winning effort as he continues to lead the conference with 3.7 three-pointers per game.

Ty Perry (Boston, Mass./Brighton) and Majak both finished with exactly 14 points while the former of the two put up six field goals on 13 attempts. Majak recorded his second double-double of the year after finishing with 10 rebounds, his fourth straight game with double-digit boards. The senior’s gamble of his conference leading field goal percentage paid off as the center went 2-2 from deep after starting his career 0-7. Majak continues to lead the team and the NE10 with a 75 percent shooting percentage after finishing 5-of-6 on Saturday. The senior center is also second in rebounds, 9.2 per game, and first in blocks with 15.

Lane, who sunk a last second three to cap off the victory, finished with 13 points on 5-of-11 shooting while tallying six assists, as well. Fellow guard Victor Olawoye (Elmont, N.Y./Elmont Memorial High School), pulled in six rebounds to go with nine points while also coming away with two steals. His 1.8 steals per game ranks fourth in the conference while he sits just shy of second in assists with 4.3 per game.

Despite outscoring the Ravens in the paint, 32-16, the Chargers drew even with the Ravens on the board with 40



rebounds each. Led by Majak, who finished with five blocks, New Haven forced 10 turnovers, converting them into seven points on offense.

The New Haven defense was still as persistent as it's been all year, holding Franklin Pierce to 20-of-62 shooting (32.3 percent) while also limiting them to making ten of their 33 three-point attempts (30.3%). The team ranks second in the Northeast-10 in field goal defense while taking the top spot in three-point defense, as they have held opponents to 31 percent shooting from beyond the arc. On the other end, the offense averages 72.2 points per game on 49.3 percent shooting, second most in the conference.

SCOUTING THE GREYHOUNDS

The Assumption Greyhounds finished the 2021-22 regular season with an 11-12 record before defeating the Adelphi Panthers, 80-69, in the Northeast-10 Championship. The G'Hounds season came to an end when they fell to the Franklin Pierce Ravens in the the Quarterfinals 73-86.

As voted on by all 13 head coaches throughout the conference, the Assumption men's basketball team was selected ninth in the Northeast-10 Conference Preseason Poll with 57 points.

The Hounds started their season 2-0 after beating the Caldwell Cougars and Chestnut Hill Griffins in the Assumption Tip-Off Classic. Junior Isiah Gaiter led the team to a 85-65 win over Chestnut Hill, their largest margin of victory so far this season, as the guard put up a season-high 23 points on 84.6 percent shooting while also grabbing eight boards.

In their first road game of the year, Assumption fell to the Dominican Chargers, 78-80 in a tightly contested battle before returning home against Franklin Pierce for the 100th Anniversary of Assumption Men's Basketball. In their conference opener, the Greyhounds were unable to recovery after a late three-pointer by the Ravens capped off a 16 point comeback to give Franklin Pierce a 78-74 victory.

After falling to the American International Yellow Jackets in overtime on Nov. 22, the Hounds broke a three-game skid with a 60-57 win over non-conference Molloy. Assumption enters Tuesday's game on a two-game win streak after outlasting the Saint

Michael's Purple Knights in a 68-67 victory last Wednesday.

Gaiter and junior forward Cooper Creek both average 14+ points per game, in addition to a team-leading 7.6 rebounds each, as the former has been the team's lead scorer with 100 total points. Creek has been a threat from beyond the arc, making 20 of his 49 attempts for a 40.8 three-point percentage, while his 20 three-pointers are tied for fifth in the conference. Creek has also been a dominant force on the other end, tallying six steals and eight blocks on the campaign. Gaiter, who leads the team in points and rebounds, also leads in assists with 26, tied for ninth in the NE-10.

Kani Glover and Kjavan Stewart average 10.9 & 10.4 ppg, respectively, as four of the Assumption starters average double-digit points ahead of the match. The sophomore forward from Iceland, Rapolas Buivydas, appeared off the bench in the last two games, averaging 10 points and 5.5 rebounds. The duo has gone 25-of-62 from deep as the G'Hounds, as a team, have gone 67-of-181 from beyond the arc while their 37 percent three-point shooting ranks fifth in the Northeast-10.

Through seven games, Assumption has scored an average of 74.7 points per game, fourth in the conference, while holding opponents to 71.0 points on average. The Hounds are shooting 42.2 percent from the floor, 37 percent from beyond the arc, and 75.7 percent from the free-throw line. As a squad, the Greyhounds average 38.7 rebounds while ranking ninth in assists per game with 13.1, as well as 11th in steals with 5.4 per game.

SERIES HISTORY VS ASSUMPTION

This Tuesday marks the 27th meeting between these two conference foes as the Chargers enter with a 16-10 lead in the all-time series. Despite dropping the inaugural game on Feb. 10, 1980, New Haven enters the matchup on a nine-game winning streak over the Greyhounds. Quashawn Lane (Trenton, N.J./Trenton Catholic Academy) sunk a last second free throw as the Chargers edged out Assumption in a 65-64 nail biter when they last met on Jan. 22, 2022.

NEXT TIME OUT

Now 4-2 on the season (4-1 in conference play), the University of New Haven men's

CHARGERS RECORD WHEN...

Overall.....	4-2
Home	2-0
Away	2-2
Neutral	0-0

BY MONTH

November.....	3-2
December.....	1-0
January	0-0
February	0-0
March	0-0

BY DAYS OF THE WEEK

Monday	0-0
Tuesday.....	1-0
Wednesday.....	1-1
Thursday.....	0-0
Friday.....	0-0
Saturday	2-1
Sunday	0-0

CLOSE GAMES

New Haven leads with 5:00 left in game.....	4-0
New Haven trails with 5:00 left in game.....	0-2
Tied with 5:00 left to play.....	0-0
Decided by five points or less.....	1-2
Decided by 6-10 points.....	0-0
Games decided by 11-plus points.....	3-0
Overtime	1-0

OFFENSIVE OUTPUT

New Haven scores less than 50 pts	0-0
New Haven scores 50-59 pts	0-0
New Haven scores 60-69 pts	2-1
New Haven scores 70-79 pts	0-1
New Haven scores 80 or more pts	2-0

DEFENSIVE OUTPUT

Opponent scores less than 50 pts.....	0-0
Opponent scores 50-59 pts	2-0
Opponent scores 60-69 pts	2-1
Opponent scores 70-79 pts.....	0-1
Opponent scores 80 or more pts	0-0

NEW HAVEN FROM THE FIELD

New Haven shoots below 30%	0-0
New Haven shoots 30-40%	0-0
New Haven shoots 40-50%	2-2
New Haven shoots above 50%	2-0
New Haven shoots higher % than opp.....	4-2
New Haven shoots lower % than opp.....	0-0
New Haven shoots same % as opp	0-0

REBOUNDING

Outrebounded opponent.....	2-2
Outrebounded by opponent.....	1-0
Rebounds are equal.....	1-0

MISCELLANEOUS

Leading at halftime.....	3-0
Trailing at halftime	0-2
Tied at halftime.....	1-0
Has two players or less in double figures	0-0
Has three players in double figures	1-0
Has four or more players in double figures.....	3-2
Commit same or less TO than opp.....	3-0
Commit more TO than opp.	1-2
Games following a win.....	2-1
Games following a loss.....	2-0
Makes more or same 3FGs than opp	2-0
Makes less 3FGs than opp	3-1
Makes more or same FTs than opp	4-1
Makes fewer FTs than opp.....	0-1

CHARGERS BY THE NUMBERS			
DOUBLE DIGIT SCORING	22-23	NE10	CAREER
Braithwaite	--	--	2
Hendrick	1	1	1
Lane	6	5	51
Majak	3	2	9
Olawoye	1	1	8
Perry	6	5	6
Thomas	6	5	36
20+ POINT GAMES	22-23	NE10	CAREER
Lane	--	--	7
Perry	2	2	2
Thomas	1	1	4
10+ REB GAMES	22-23	NE10	CAREER
Lane	--	--	1
Majak	4	3	11
Thomas	--	--	4
5+ ASSIST GAMES	22-23	NE10	CAREER
Lane	2	2	21
McMillan	--	--	2
Olawoye	2	1	9
Thomas	--	--	1
10+ ASSIST GAMES	22-23	NE10	CAREER
5+ BLOCK GAMES	22-23	NE10	CAREER
Majak	1	1	6
5+ STEAL GAMES	22-23	NE10	CAREER
Lane	--	--	1
Olawoye	--	--	1
DOUBLE-DOUBLE (P/R)	22-23	NE10	CAREER
Lane	--	--	1
Majak	2	1	6
Thomas	--	--	4
GAMES STARTED	22-23	NE10	CAREER
Braithwaite	--	--	3
Lane	6	5	82
Majak	6	5	32
McMillan	--	--	1
Olawoye	6	5	26
Perry	6	5	6
Thomas	6	5	62

basketball team will stay at Charger Gymnasium to close out their home stand with the Bloomfield Bears. The return to non-conference play is scheduled for Thursday, Dec. 8 at 7:00 P.M.with live play-by-play stats on NewHavenChargers.com and coverage on Chargers Sports Network.

PRESEASON POLL

In a poll of the league’s 13 head coaches, the New Haven men’s basketball team was predicted to win the NE10 title in 2022-23, earning five of the 13 possible first place votes. This comes on the heels of closing out the 2021-22 season with an 18-9 record and earning a trip to the NCAA East Region Semi-final round.

2022-23 Northeast-10 Men’s Basketball Coaches’ Poll

- 1. New Haven – 133 (5)
 - 2. Pace – 127 (4)
 - 3. Bentley – 126 (4)
 - 4. Saint Anselm – 111
 - 5. Southern New Hampshire – 102
 - 6. Adelphi – 82
 - 7. Franklin Pierce – 67
 - 8. Le Moyne – 65
 - T-9. Assumption – 57
 - T-9. Saint Rose – 57
 - 11. Saint Michael’s – 43
 - 12. Southern Connecticut – 29
 - 13 – American International – 15
- (#) indicates first-place votes

D2SIDA EAST REGION POLL

Heading into week five, New Haven jumped to fourth in the regional poll. The Chargers trail Bentley, Dominican and St. Thomas

Aquinas in this fourth release of the poll which will be updated weekly throughout the regular season.

UNDER YOUR WATCHFUL EYE

In addition to the regional poll listed above, the Chargers also garnered attention nationally, listed among those schools receiving votes in the opening Top-25 coaches poll released by the National Association of Basketball Coaches. This poll, which is voted on by coaches representing each conference in NCAA Division II is also updated weekly.

A PERRY GOOD FIRST IMPRESSION

After losing long-time Charger Derrick Rowland in the offseason, the Chargers were one man short in their starting five. Hotaling brought in senior guard Ty Perry to fill that gap in the lineup and the transfer made an immediate impact. After stints at Fordham and Buffalo, Perry now calls New Haven home. In his Chargers’ debut, Perry tied a team-high with 20 points on 8-20 shooting while pulling in a career-high nine rebounds. Perry was also a factor on defense, coming away with a career-high three steals on the opposite end. In the 69-65 OT win over Saint Rose, Perry tied a career-high 22 points on 10-18 shooting, starting off 8-11 in the first half. Perry is currently sixth in the conference in points per game and 29th in total rebounds per game.

MAJUR BLOCK PARTY

The Chargers’ big man transformed the paint into a restricted area last season, swatting away a conference-high 85 shots on his way to NE10 Defensive Player of the

TEAM STATISTICS							
	All Games	Home	Away	Neutral	Non-Conf.	Conf. Games	Postseason
RECORD	4-2	2-0	2-2	-	0-1	4-1	-
SCORING	433	149	284	-	60	373	-
Points per game	72.2	74.5	71.0	-	60.0	74.6	-
Scoring margin	+9.0	+18	+6.3	-	-5	+11.8	-
FIELD GOALS-ATT	168-341	58-114	110-227	-	22-54	146-287	-
Field goal pct	.493	.509	.484	-	.407	.509	-
3 POINT FG-ATT	40-118	15-39	23-79	-	8-23	32-95	-
3-point FG pct	.339	.385	.291	-	.348	.337	-
3-pt FG made per game	6.7	7.5	6.3	-	8.0	6.4	-
FREE THROWS-ATT	57-80	18-26	39-54	-	8-11	49-69	-
Free throw pct	.713	.692	.722	-	.727	.710	-
REBOUNDS	226	73	153	-	35	191	-
Rebounds per game	37.7	36.5	38.3	-	35.0	38.2	-
Rebounding margin	+6.9	+2	+9.8	-	+4	+7.4	-
ASSISTS	81	29	52	-	14	67	-
Assists per game	13.5	14.5	13.0	-	14.0	13.4	-
TURNOVERS	79	18	51	-	16	63	-
Turnovers per game	13.2	9.0	12.8	-	16.0	13.4	-
Turnover margin	-1.7	+2	-1.05	-	-6	-4	-
Assist/turnover ratio	1.0	1.6	1.02	-	0.88	1.1	-
STEALS	34	11	23	-	5	29	-
Steals per game	5.7	5.5	5.8	-	5.0	5.8	-
BLOCKS	19	9	10	-	3	16	-
Blocks per game	3.2	4.5	2.5	-	3.0	3.2	-

GAME 7: NEW HAVEN VS. ASSUMPTION

Year. After setting the New Haven single-season record for blocked shots, Majak hasn't lost a step, tallying 15 blocks in the first six games while also recording five steals. After recording his lone block of the game in the first minute of play, Majak moved to 8th all-time in blocks. Majak swatted a season-high five blocks in the team's win over Franklin Pierce on Dec. 3 while also going 2-2 from beyond the arc.

EFFICIENCY IS KEY

The Chargers have been efficient with the ball in their hands, shooting 168-341 (49.3 percent) from the floor, a conference second-best. Majak currently leads all conference scorers with a 75.0 shooting percentage, followed by Lane, who is shooting 55 percent. With six games in the books, the Chargers average 72.2 points per game while ranking third in the Northeast-10 in offensive efficiency.

DOMINATE THE PAINT

For the first time this season, the Chargers drew even in rebounds with an op-

ponent. Majak pulled in 10 rebounds for his second double-double of the season as he has now recorded 10+ rebounds in four straight games. Majak's first double-double of the season helped lead the Chargers to a 35-31 rebounding advantage while the Chargers also outscored the Crimson Hawks 26-22, a category they have yet to be bested in. Perry is currently ranked 29th in the conference after posting a career-high nine boards in game one while Majak leads the team with 9.2 rebounds per game, second in the NE-10. As a squad, the team ranks second with 30.5 defensive rebounds per game and fifth in total rebounds with 37.7.

DEFENSE ON LOCK

The Chargers enter the matchup allowing the second-least amount of points in the conference, holding opponents to 63.2 points per game. New Haven has also held opponents to a second-least 37.7 field goal percentage and low of 31.0 from three-point range. Led by Olawoye, who is fourth in the NE-10 with



NORTHEAST-10 CONFERENCE STANDINGS

Through Games of Dec. 5

	NE10			OVERALL		
	W	L	PCT	W	L	PCT
New Haven	4	1	.800	4	2	.667
Saint Anselm	4	1	.800	5	3	.625
Le Moyne	3	1	.750	4	5	.444
Bentley	2	1	.667	6	1	.857
American Int'l	2	1	.667	3	5	.375
Pace	2	2	.500	6	2	.750
Saint Michael's	2	2	.500	6	3	.667
Franklin Pierce	2	2	.500	4	3	.571
So. New Hampshire	2	2	.500	4	4	.500
Assumption	1	2	.333	4	3	.571
So. Connecticut	1	2	.333	4	3	.571
Saint Rose	0	4	.000	4	4	.500
Adelphi	0	4	.000	3	4	.429

SCORING BREAKDOWN (NEW HAVEN/OPPONENT)

Game	Pts in Paint	Pts off TDs	2nd ch. Pts.	1st Half Pts.	2nd Half Pts.	OT	FT	FB	Starter	Bench
at Saint Michael's	44/22	9/10	12/6	31/32	43/43	-	9/9	9/11	69/66	5/9
ADELPHI	48/14	15/13	3/10	46/32	36/32	-	8/6	16/14	73/47	9/17
at Saint Rose	42/32	25/15	9/11	29/29	32/32	8/4	9/4	2/8	64/44	5/21
at Indiana (PA)	26/22	7/17	9/6	22/33	38/32	-	8/19	9/8	60/60	0/5
at American Int'l	34/20	6/9	15/3	33/21	48/33	-	13/5	14/4	58/28	23/26
FRANKLIN PIERCE	32/16	7/4	4/7	28/19	39/37	-	10/6	18/5	65/38	2/18
ASSUMPTION										
BLOOMFIELD										
at Chestnut Hill										
MOLLOY										
LE MOYNE										
at Georgian Court										
at Saint Anselm										
at So. New Hampshire										
SO CONNECTICUT										
at Bentley										
PACE										
at Adelphi										
at Franklin Pierce										
SAINT ROSE										
AMERICAN INT'L										
SAINT MICHAEL'S										
at Assumption										
STATEN ISLAND										
at Le Moyne										
SAINT ANSELM										

CLASS SCORING

	Fr.	So.	Jr.	Sr.	Gr.
at Saint Michael's	-	-	25	30	19
ADELPHI	-	2	23	21	36
at Saint Rose	2	-	18	28	21
at Indiana (PA)	-	-	14	26	20
at American Int'l	6	14	17	22	22
FRANKLIN PIERCE	-	2	15	28	22
ASSUMPTION					
BLOOMFIELD					
at Chestnut Hill					
MOLLOY					
LE MOYNE					
at Georgian Court					
at Saint Anselm					
at So New Hampshire					
SO CONNECTICUT					
at Bentley					
PACE					
at Adelphi					
at Franklin Pierce					
SAINT ROSE					
AMERICAN INT'L					
SAINT MICHAEL'S					
at Assumption					
STATEN ISLAND					
at Le Moyne					
SAINT ANSELM					
TOTAL	8	18	112	155	140

GAME 7: NEW HAVEN VS. ASSUMPTION

1.8 steals per game, New Haven ranks ninth in steals with an average of 5.7. Olawoye came up with a huge steal in the final seconds of overtime against Saint Rose to secure a victory for the Chargers.

SEASON OF GIVING

The Chargers racked up 16 assists in back-to-back games to start the season with the most recent coming against Adelphi on Nov. 22, led by Olawoye, who tallied eight. Olawoye dished out four assists in the first six minutes of play of that game. Olawoye tied a season-high in assists in the loss against Indiana (Pa.). The Chargers still rank sixth in the conference with 13.5 assists per game. Olawoye stands second in the NE10 with 4.3 assists per game while Lane is now tied for fourth with 4.0.

AT THE HELM

Head coach Ted Hotaling enters his 12th season strolling the sidelines alongside his Chargers. With 177 career victories, Ted Hotaling stands second among nine head coaches in the history of the New Haven men's basketball program and with 23 more wins would become just the second coach in program history to win 200 career games. Named the ninth head coach in program history on March 31, 2010, Hotaling led

the Chargers to back-to-back appearances in the Northeast-10 Conference Championship game, a pair of nine total appearances in the conference tournament under his tutelage. In addition, Hotaling's teams have earned four bids to the NCAA Division II National Tournament, the most recent coming in 2022.

BUILDING FOR THE FUTURE

If you haven't visited North Campus recently you haven't seen the construction taking place adjacent to Charger Gymnasium. The site is the future home of the Peterson Performance Center, a state of the art facility that will house strength and conditioning, sports medicine, a new football locker room and meeting space with the ability to be tailored for the many different needs of all 20 varsity Charger athletic teams. The entire facility will measure 7,000 square feet and house 20 Olympic style weight-lifting racks and a 60-yard turf agility and conditioning area. Construction is scheduled to be completed during the fall with the building opening for the Spring 2023 semester.

GAME-BY-GAME STARTERS (MIN.)

GAME					
at Saint Michael's	Lane (39)	Thomas (37)	Olawoye (37)	Majak (31)	Perry (29)
ADELPHI	Thomas (32)	Lane (30)	Olawoye (28)	Perry (28)	Majak (26)
at Saint Rose	Lane (43)	Thomas (42)	Olawoye (40)	Perry (39)	Majak (33)
at Indiana (PA)	Thomas (37)	Majak (37)	Lane (36)	Olawoye (36)	Perry (35)
at American Int'l	Perry (27)	Thomas (26)	Olawoye (26)	Lane (25)	Majak (23)
FRANKLIN PIERCE	Thomas (35)	Lane (35)	Majak (33)	Olawoye (33)	Perry (32)
ASSUMPTION	-	-	-	-	-
BLOOMFIELD	-	-	-	-	-
at Chestnut Hill	-	-	-	-	-
MOLLOY	-	-	-	-	-
LE MOYNE	-	-	-	-	-
at Georgian Court	-	-	-	-	-
at Saint Anselm	-	-	-	-	-
at So. New Hampshire	-	-	-	-	-
SO CONNECTICUT	-	-	-	-	-
at Bentley	-	-	-	-	-
PACE	-	-	-	-	-
at Adelphi	-	-	-	-	-
at Franklin Pierce	-	-	-	-	-
SAINT ROSE	-	-	-	-	-
AMERICAN INT'L	-	-	-	-	-
SAINT MICHAEL'S	-	-	-	-	-
at Assumption	-	-	-	-	-
STATEN ISLAND	-	-	-	-	-
at Le Moyne	-	-	-	-	-
SAINT ANSELM	-	-	-	-	-

CHARGERS IN THE NE10

TEAM STATS

CATEGORY	RANK	STAT
SCORING OFFENSE	8th	72.2
SCORING DEFENSE	2nd	63.2
FG %	2nd	49.3
FG % DEFENSE	2nd	37.7
FT %	5th	71.3
3-PT FG %	10th	33.9
3-PT FG % DEFENSE	1st	31.0
ASSISTS/GAME	6th	13.5
TOTAL REBOUNDING	5th	37.7
OFFENSIVE REB.	13th	7.2
DEFENSIVE REB.	2nd	30.5
REBOUNDING MARGIN	2nd	6.8
BLOCKED SHOTS/GAME	9th	3.2
STEALS/GAME	9th	5.7

INDIVIDUAL STATS (TOP 15)

PLAYER	RANK	STAT
POINTS PER GAME		
Thomas	5th	16.5
Perry	6th	16.3
REBOUNDS PER GAME		
Majak	2nd	9.2
ASSISTS PER GAME		
Olawoye	2nd	4.3
Lane	T-4th	4.0
BLOCKS PER GAME		
Majak	1st	2.5
STEALS PER GAME		
Olawoye	4th	1.8
Lane	T-10th	1.3
Perry	T-10th	1.3
FIELD GOAL PERCENTAGE		
Majak	1st	75.0
Lane	11th	55.0
3-POINT FG PERCENTAGE		
Thomas	14th	44.9
3-POINT FG MADE PER GAME		
Thomas	1st	3.7
FREE THROW %		
Lane	6th	86.7
Perry	T-14th	75.0

SEASON RECORDS

POINTS

1.	Gary Liberatore.....	1,009	1965-66
2.	Gary Liberatore.....	810	1963-64
3.	Gary Liberatore.....	753	1964-65
4.	Herb Watkins.....	681	1987-88
5.	Ronald Riordan.....	667	1969-70
6.	Brian Smith.....	659	1989-90
7.	Jason Williams.....	655	1992-93
	Herb Watkins.....	655	1986-87
9.	Ismael Caro.....	639	2003-04
10.	Gary Battle.....	631	1989-90

POINTS PER GAME

1.	Gary Liberatore.....	35.9	1964-65
2.	Gary Liberatore.....	32.5	1965-66
3.	Gary Liberatore.....	32.4	1963-64
4.	Ronald Riordan.....	30.3	1969-70
5.	Gary Liberatore.....	26.3	1962-63
6.	Ronald Riordan.....	26.1	1968-69
7.	Jason Williams.....	24.3	1992-93
8.	Edgar Maull.....	23.0	1981-82
9.	Jim Allen.....	22.9	1977-78
10.	Herb Watkins.....	22.7	1987-88

FIELD GOALS

1.	Gary Liberatore.....	402	1965-66
2.	Gary Liberatore.....	324	1963-64
3.	Gary Liberatore.....	296	1964-65
4.	Herb Watkins.....	284	1986-87
5.	Herb Watkins.....	265	1987-88
6.	Ronald Riordan.....	260	1969-70
7.	Phil Andros.....	258	1965-66
8.	Edgar Maull.....	250	1981-82
9.	Gary Liberatore.....	249	1962-63
10.	Ken Sinclair.....	248	1983-84

FIELD GOAL PERCENTAGE (min. 100 made)

1.	Mihailo Vasic (126-205).....	.615	2016-17
	Kelvin Jackson (113-189).....	.598	2008-09
3.	Dick Jackson (183-312).....	.587	1964-65
4.	Herb Watkins (194-331).....	.586	1985-86
5.	Robert Jamerson (171-293).....	.584	2010-11
6.	Robert Glover (115-200).....	.575	1995-96
7.	John Raslavsky (140-244).....	.574	1965-66
8.	Nick Zauner (141-248).....	.569	1999-00
9.	Fred Hill (138-243).....	.568	1981-82
10.	Keith Wright (135-238).....	.567	2003-04

THREE-POINT FIELD GOALS

1.	Mike Grove.....	100	1991-92
2.	Mike Grove.....	86	1992-93
3.	Justin Exum.....	82	2012-13
4.	Justin Exum.....	80	2010-11
	Danny Upchurch.....	80	2017-18
6.	Jemal Mosley.....	78	2014-15
7.	Brian Smith.....	71	1989-90
	Elijah Bailey.....	71	2019-20
9.	Justin Exum.....	70	2011-12
10.	Derrick Rowland.....	69	2019-20

THREE-POINT PERCENTAGE (min. 40 made)

1.	Gary Battle (55-113).....	.487	1988-89
2.	Herb Watkins (56-120).....	.467	1987-88
3.	Mike Stys (46-102).....	.451	2010-11
4.	Justin Exum (82-190).....	.432	2012-13
5.	Jerome Goforth (53-123).....	.431	1995-96
6.	Jemal Mosley (48-113).....	.425	2016-17
7.	Alberto Alberdi (62-147).....	.422	2002-03
8.	Jason Williams (66-158).....	.418	1992-93
9.	Brian Smith (71-171).....	.415	1989-90
10.	Gary Battle (60-145).....	.414	1989-90

FREE THROWS

1.	Gary Liberatore.....	205	1965-66
2.	Gary Liberatore.....	162	1963-64
3.	Gary Liberatore.....	161	1964-65
4.	Ronald Riordan.....	147	1969-70
5.	Bill Jeffress.....	143	1986-87
6.	Ronald Riordan.....	136	1968-69
7.	Hency Watt.....	126	1988-89
8.	Tetrick Stonar.....	124	2007-08
	Jim Allen.....	124	1977-78
10.	John Sullivan.....	121	2005-06
	Ismael Caro.....	121	2003-04
	Anthony McKnight.....	121	1985-86

FREE THROW PERCENTAGE (min. 100 made)

1.	Jason Williams (115-125).....	.920	1992-93
2.	Gary Liberatore (161-191).....	.843	1964-65
3.	Jack Nisbet (114-137).....	.832	1966-67
4.	Gary Battle (115-139).....	.827	1989-90
5.	Ronald Riordan (136-167).....	.814	1968-69
6.	Jim Allen (124-153).....	.810	1977-78
7.	Gary Liberatore (205-254).....	.807	1965-66
8.	Jeffery Adkins (117-145).....	.807	2013-14
9.	Tetrick Stonar (124-154).....	.805	2007-08
10.	Ronald Riordan (147-185).....	.795	1969-70

REBOUNDS

1.	Phil Andros.....	672	1965-66
2.	Phil Andros.....	452	1966-67
3.	Joe Pacheco.....	427	1967-68
	John Raslavsky.....	425	1965-66
5.	Don Dempsey.....	390	1967-68
6.	Cameron Drew.....	364	1984-85
7.	Eric Anderson.....	354	2014-15
8.	Eric Anderson.....	352	2013-14
	Joe Pacheco.....	352	1969-70
	Phil Andros.....	352	1964-65

ASSISTS

1.	Jack Nisbet.....	223	1966-67
2.	Ken Coleman.....	193	1986-87
3.	Ken Sinclair.....	192	1983-84
4.	Joe Sclafani.....	186	1982-83
5.	Danny Upchurch.....	179	2017-18
6.	Hency Watt.....	177	1988-89
7.	Ismael Caro.....	175	2003-04
8.	Ken Sinclair.....	172	1982-83
9.	Danny Upchurch.....	163	2016-17
10.	Joe Sclafani.....	162	1981-82

BLOCKS (since 1978)*

1.	Majur Majak	85	2021-22
2.	Eric Anderson.....	75	2013-14
3.	Herb Watkins.....	73	1986-87
4.	Eric Anderson.....	71	2012-13
	Bill Jeffress.....	71	1986-87
6.	Herb Watkins.....	66	1987-88
7.	Bryan Johnson.....	60	1982-83
8.	Kelvin Jackson.....	57	2008-09
9.	Bryan Johnson.....	54	1983-84
10.	Eric Anderson.....	51	2011-12
	Larry Emery.....	51	1978-79

* Blocks were not recorded in the 1979-80 season

STEALS (since 1978)

1.	Ismael Caro.....	85	2002-03
2.	Ken Coleman.....	79	1986-87
3.	Ken Coleman.....	78	1987-88
	Herb Watkins.....	78	1987-88
5.	Ismael Caro.....	76	2003-04
6.	Ken Sinclair.....	75	1983-84
7.	Hency Watt.....	70	1988-89
8.	Mike Summers.....	69	1999-00
9.	Herb Watkins.....	63	1986-87
10.	Hency Watt.....	59	1987-88

CAREER RECORDS

SCORING (1,000-Point Club)

1.	Gary Liberatore.....	3,176	1962-66
2.	Herb Watkins.....	1,998	1984-88
3.	Gary Battle.....	1,959	1988-91
4.	Jason Williams.....	1,949	1990-93
5.	Brian Smith.....	1,936	1987-91
6.	Cassius Chaney.....	1,893	2006-10
7.	Jim Allen.....	1,785	1975-79
8.	Elijah Bailey.....	1,780	2016-20
9.	Edgar Maull.....	1,681	1979-83
10.	Hency Watt.....	1,655	1985-89
11.	Justin Exum.....	1,635	2010-14
12.	Phil Andros.....	1,627	1963-67
13.	Mike Grove.....	1,589	1990-93
14.	Eric Anderson.....	1,551	2011-15
15.	Willie Mintz.....	1,408	1978-82
16.	Greg Spicer.....	1,382	1982-86
17.	Bill Jeffress.....	1,354	1984-88
18.	Dick Jackson.....	1,335	1961-65
19.	Ronald Riordan.....	1,323	1968-70
20.	John Sullivan.....	1,322	2003-06
21.	Jeffrey Adkins.....	1,308	2010-14
22.	Derek Rowland.....	1,295	2017-22
23.	Barry Cunningham.....	1,261	1973-77
24.	Jamaal Brooks.....	1,248	2001-05
25.	Ken Coleman.....	1,229	1984-88
26.	Keith Wright.....	1,204	2000-04
27.	Kessly Felizor.....	1,135	2016-20
28.	Larry Haney.....	1,132	1975-79
29.	Cameron Drew.....	1,123	1983-87
30.	Jack Nisbet.....	1,113	1965-69
31.	Jerome Goforth.....	1,101	1994-96
	Anthony McKnight.....	1,101	1983-86
33.	Ismael Caro.....	1,099	2002-04
34.	Dwane Crawford.....	1,095	1990-93
35.	Tetrick Stonar.....	1,056	2005-08
36.	Don Dempsey.....	1,042	1964-68
37.	Ken Sinclair.....	1,027	1980-84

FIELD GOALS

1.	Gary Liberatore.....	1,271	1962-66
2.	Herb Watkins.....	846	1984-88
3.	Jim Allen.....	744	1975-79
4.	Brian Smith.....	732	1987-91
5.	Cassius Chaney.....	728	2006-10
6.	Jason Williams.....	725	1989-93
7.	Gary Battle.....	722	1987-91
8.	Edgar Maull.....	705	1979-83
9.	Elijah Bailey.....	638	2016-20
10.	Willie Mintz.....	623	1978-82

FIELD GOAL PERCENTAGE (min. 200 made)

1.	Kelvin Jackson (328-556).....	.590	2006-10
2.	Jon Castaldi (245-427).....	.574	2002-06
3.	Nick Zauner (213-380).....	.561	1997-2000
4.	John Raslavsky (211-378).....	.558	1962-66
5.	Kessly Felizor (400-729).....	.549	2016-20
6.	Bill Jeffress (491-896).....	.548	1984-88
7.	Fred Hill (395-726).....	.544	1980-83
8.	Samont Washington (410-755).....	.543	1998-2001
9.	Phil Andros (555-1,032).....	.538	1963-67*
10.	Keith Wright (494-921).....	.536	2000-04
	Herb Watkins (846-1,578).....	.536	1984-88

*1964-65 field goals made/attempted not available

THREE-POINT FIELD GOALS

1.	Justin Exum.....	294	2010-14
2.	Mike Grove.....	251	1989-93
3.	Derrick Rowland.....	217	2017-22
4.	Elijah Bailey.....	213	2016-20
5.	Alberto Alberdi.....	190	1998-03
	Gary Battle.....	190	1987-91
7.	D.J. Sackmann.....	179	2005-09
8.	Jason Williams.....	177	1989-93
9.	Brian Smith.....	175	1987-91
10.	Jeremy Williams.....	161	2009-13

THREE-POINT PERCENTAGE (min. 100 made)

1.	Jason Williams (177-419).....	.422	1989-93
2.	Jerome Goforth (121-295).....	.410	1994-96
3.	Gary Battle (190-466).....	.408	1987-91
4.	Brian Smith (175-437).....	.400	1987-91
5.	Alberto Alberdi (190-481).....	.395	1998-03
6.	Justin Exum (294-784).....	.375	2010-14
7.	Ken Coleman (106-283).....	.375	1984-88
8.	Mike Grove (251-671).....	.374	1989-93
9.	Darryl Greene (127-344).....	.369	2006-10
	Jemal Mosley (146-396).....	.369	2013-16

FREE THROWS

1.	Gary Liberatore.....	634	1962-66
2.	Hency Watt.....	398	1985-89
3.	Bill Jeffress.....	372	1984-88
4.	Cassius Chaney.....	336	2006-10
5.	Gary Battle.....	325	1987-91
	Jack Nisbet.....	325	1965-69
7.	Jason Williams.....	322	1989-93
8.	John Sullivan.....	314	2002-06
9.	Jeffrey Adkins.....	309	2010-14
10.	Justin Exum.....	303	2010-14
	Ken Coleman.....	303	1984-88

FREE THROW PERCENTAGE (min. 200 made)

1.	Elijah Bailey (291-346).....	.841	2016-20
2.	Justin Exum (303-361).....	.839	2010-14
3.	Jason Williams (322-384).....	.839	1989-93
4.	Gary Battle (325-393).....	.827	1987-91
5.	Darryl Greene (213-264).....	.807	2006-10
6.	Ronald Riordan (283-352).....	.804	1968-70
7.	Jim Allen (297-375).....	.792	1975-79
8.	Gary Liberatore (634-801).....	.792	1962-66
9.	Larry Haney (254-328).....	.774	1975-79
10.	Edgar Maull (271-353).....	.768	1979-83

REBOUNDS

1.	Phil Andros.....	1,732	1963-67
2.	Eric Anderson.....	1,271	2011-15
3.	Joe Pacheco.....	1,214	1966-70
4.	Willie Mintz.....	1,181	1978-82
5.	John Sullivan.....	1,000	2003-06
6.	Don Dempsey.....	931	1964-68
7.	Kessly Felizor.....	922	2016-20
8.	Cassius Chaney.....	903	2006-10
9.	John Raslavsky.....	847	1962-66
10.	Herb Watkins.....	832	1984-88

ASSISTS

1.	Ken Coleman.....	595	1984-88
2.	Ken Sinclair.....	570	1980-84
3.	Jeffery Adkins.....	400	2010-14
4.	Hency Watt.....	399	1985-89
5.	Dwayne Arrington.....	384	1992-96
6.	Joe Sclafani.....	348	1981-83
7.	Jack Nisbet*.....	343	1965-69*
8.	Danny Upchurch.....	342	2016-18
9.	Ismael Caro.....	323	2002-04
10.	Jim Allen.....	309	1975-79

* Assists were not recorded for all of Nisbet's career

BLOCKS (since 1978)

1.	Eric Anderson.....	238	2011-15
2.	Herb Watkins.....	191	1984-88
3.	Bill Jeffress.....	172	1984-88
4.	Dwane Crawford.....	163	1989-93
5.	Bryan Johnson.....	127	1981-84
6.	Kelvin Jackson.....	125	2006-10
7.	Keith Wright.....	102	2000-04
8.	Majur Majak.....	100	2021-22
9.	Cyrus James.....	94	2011-15
10.	Brian Smith.....	88	1987-91

STEALS (since 1978)

1.	Ken Coleman.....	270	1984-88
2.	Herb Watkins.....	217	1984-88
3.	Hency Watt.....	198	1985-89
4.	Ken Sinclair.....	162	1980-84
5.	Ismael Caro.....	161	2002-04
6.	Mike Summers.....	154	1997-00
	Dwayne Arrington.....	154	1992-96
8.	Kobie Fowler.....	150	1990-93
9.	Brian Smith.....	142	1988-91
10.	Jeffery Adkins.....	133	2010-14

THE LAST TIME

THE LAST TIME A NEW HAVEN STUDENT-ATHLETE...

Scored 20-29 points	Ty Perry (22) at Saint Rose, 11/22/22
Scored 30-39 points.....	Derrick Rowland (31) vs. Saint Michael's, 01/8/22
Scored 40-49 points.....	Ismael Caro (46) vs. Bentley, 01/26/04
Scored 50 points	Ron Riordan (51) vs. Husson (30T), 12/20/69
Made 10 field goals	Ty Perry (10-18) at Saint Rose, 11/22/22
Made 10 free throws	Quashawn Lane (10-11) vs. Southern New Hampshire, 02/10/22
Made 5-9 three-pointers.....	Davontrey Thomas (5) at American International, 11/30/22
Made 10 three-pointers	Justin Exum (11-16) at Le Moyne, 11/28/10
Had 10-14 rebounds	Majur Majak (10) vs. Franklin Pierce, 12/3/22
Had 15-19 rebounds.....	Majur Majak (16) at Adelphi, 02/19/22
Had 20 rebounds.....	Eric Anderson (22) vs. Pace, 02/14/15
Had 10 assists.....	Derrick Rowland (10) vs Holy Family, 12/15/19
Had 5 blocks.....	Majur Majak (5) vs. Franklin Pierce, 12/3/22
Had 5 steals.....	Victory Olawoye (5) vs. STAC, 03/13/22
Had a double-double	Majur Majak (14 pts, 10 rebs) vs. Franklin Pierce, 12/3/22
Had a triple-double	Eric Anderson (26 pts., 28 rebs., 10 ast.) vs. Saint Anselm, 12/31/14
Had 20 points and 20 rebounds.....	Eric Anderson (20 pts., 22 rebs.) vs. Pace, 02/14/15
Had consecutive double-doubles	Majur Majak at Franklin Pierce 2/14 & vs. Southern Connecticut (12 pts, 18 rebs), 2/16/22
Led team in points, rebounds and assists	Quashawn Lane (20 pts., 6 rebs., 7 assts.) at Southern Connecticut, 12/1/21
Scored in the final 10 seconds to win	Elijah Bailey (Layup with 2.3 seconds remaining in OT) at Stonehill, 1/18/20

THE LAST TIME A NEW HAVEN TEAM...

Allowed 50 points or fewer.....	vs CSI (W, 81-50), 11/12/21
Won by 20+ points	at American International (W, 81-54), 11/30/22
Won by 30+ points.....	vs Saint Rose (W, 90-56), 02/08/22
Scored 90+ points	vs Saint Rose (W, 90-56), 02/08/22
Scored 100+ points.....	vs D'Youville (W, 101-52), 11/12/21
Had 50 rebounds.....	51 vs D'Youville (W, 101-52), 11/12/21
Shot 50 percent or better from the field	53.7% at American International (W, 81-54), 11/30/22
Shot 60 percent or better from the field	60.0% vs Adelphi (W, 82-64) 11/19/22
Shot 70 percent or better from the field.....	at Pace (32-45, 71.1 percent), 02/18/17
Shot 50 percent or better from three-point range (min. 10 attempts)	vs Stonehill (10-20, 50.0 percent), 01/16/22
Shot 60 percent or better from three-point range (min. 10 attempts)	at Adelphi (15-25, 60.0 percent), 01/04/20
Shot 90 percent or better from the free throw line (min. 10 attempts).....	at Southern Connecticut (11-22, 91.7 percent), 12/01/21
Finished without a three point field goal	vs Merrimack (0-14), 02/25/18
Made 10-14 three-pointers	10 at American International, 11/30/22
Made 15 three-pointers	at Adelphi (15-25), 01/04/20
Made more three-point than two-point field goals.....	vs. Southern Connecticut (18 three-pointers, 12 two-pointers), 02/06/19
Had 10 blocked shots.....	vs. Southern Connecticut (10), 02/16/22
Had 10 steals	12 vs. Southern Connecticut, 02/16/22
Had 20 assists.....	26 vs Saint Rose, 02/08/22
Had 4 players in double figures	vs. Franklin Pierce (Thomas 15, Perry 14, Majak 14, Lane 13), 12/3/22
Had 5 players in double figures	vs Adelphi (Pierre Phillippe 19, Thomas 14, Lane 12, Rowland 11, Olawoye 10), 02/19/22
Had 6 players in double figures	at Adelphi (Upchurch 16, Vasic 15, Bourke 13, Kane 13, Rowland 11, Kane 10), 11/18/17
Had all 5 starters in double figures	at Stonehill (Bailey 33, Lane 23, Felizor 17, Rowland 15, Thomas 10), 03/04/20
Had 2 players with 20 points	vs Saint Michael's (Perry 20, Thomas 20), 11/16/22
Had 3 players with 20 points.....	vs Franklin Pierce (Bailey 21, Felizor 21, Rowland 20), 02/01/20
Had 5 players score 20 points	vs. Baptist (Wilder 31, Cunningham 22, MacLaughlin 22, Carey 21, Seilhamer 20), 01/05/74
Had 2 players with 10 rebounds.....	vs Southern New Hampshire (Majak 10, Thomas 10), 02/10/22
Had 2 players record a double-double.....	vs Southern New Hampshire (Majak 12 pts./10 rebs., Thomas 12 pts./10 rebs.), 02/10/22
Won in overtime	at Saint Rose (W, 69-65), 11/22/22
Lost in overtime	at Adelphi (L, 91-94), 01/04/20
Scored 80 points or more and lost.....	at Adelphi (L, 91-94 ot), 01/04/20
Allowed 50 points or fewer and lost.....	vs. Saint Rose (L, 47-36), 02/07/15
Played a nationally-ranked opponent	vs #3 Indiana (Pa.) (L, 60-65), 11/26/22



TED HOTALING
HEAD COACH
TWELFTH SEASON
ALBANY '95

With 176 career victories, Ted Hotaling stands second among nine head coaches in the history of the New Haven men's basketball program and with 24 more wins would become just the second coach in program history to win 200 career games. The 2022-23 season will mark his 12th season strolling the sidelines of Charger Gymnasium.

Named the ninth head coach in program history on March 31, 2010, Hotaling led the Chargers to back-to-back appearances in the Northeast-10 Conference Championship game, a pair of nine total appearances in the conference tournament under his tutelage. In addition, Hotaling's teams have earned four bids to the NCAA Division II National Tournament, the most recent coming in 2022.

Highlighting his 177 career victories was a 79-68 win over crosstown rival Southern Connecticut State University on February 15, 2016 which earned Hotaling his 100th career victory at the helm of the Blue and Gold, becoming the fourth coach at New Haven to reach the century mark. Three years later, to the day, Hotaling earned his 150th career victory when the Chargers posted a 72-61 home win over American International. Overall, Hotaling's .558 winning percentage ranks third in program history, while his record of 55-45 through his first 100 contests was the best since 1995.

Under his guidance, Hotaling has led a host of Chargers to postseason accolades and career records marks. Leading that list is Eric Anderson '15, a two-time All-American (2014, 2015), three-time Northeast-10 Defensive Player of the Year, two-time All-Region and four-time All-Conference performer. Anderson closed out his career at New Haven 14th all-time in scoring (1,551 points) while he also set a school record with 238 career blocks, passing Herb Watkins (191; 1984-88).

Anderson is one of 10 different players who all-totaled hauled in 17 All-Northeast-10 Conference honors under Hotaling. In addition, Hotaling's players have collected five major NE10 distinctions, and four different players have received All-Region honors during his tenure.

In the most recent season completed, Hotaling led the Chargers back to the NCAA Division II Championship for the fourth time in his tenure, advancing to the East Region semifinal round for the second time in as many appearances. Overall, New Haven closed out the 2021-22 season with an 18-9 overall record and a mark of 13-6 in the Northeast-10, finishing second in the Southwest Division.

Among the individual highlights for New Haven was Majur Majak who was named the NE10's Defensive Player of the Year while leading the team, the NE10 and all of NCAA Division II in blocks per game with an average of 3.1, as he closed out the season with a New Haven single season record of 85 blocks. In addition to Majak, point guard Quashawn Lane also earned a spot on the NE10 All-Conference Second Team.

In the Chargers return to the court following the COVID-19 pandemic shutdown, Hotaling led the Chargers to their second-straight appearance in the NE10 Championship game, wrapping up the 2019-20 campaign with a 15-15 record. As the fifth seed in the Southwest Division, the Chargers were road warriors throughout the tournament, with the highlight of the championship coming in the semifinals when New Haven outlasted Stonehill in an instant three overtime thriller 101-100.

The season prior (2018-19), the Chargers finished with a 21-10 record, their third 20+ win season under Hotaling, after earning an at-large bid to their eighth NCAA Tournament appearance. New Haven's postseason run came to an end against eventual regional champion Saint Anselm, but not before tying their highest win total under Hotaling which was previously set in 2013-14.

The 2017-18 season saw Hotaling lead the Chargers New Haven to the Northeast-10 Conference Championship for a second-straight season and the sixth time in program history. The Chargers earned a bye through the first round before falling to Merrimack in the quarterfinals. Overall, New Haven finished the 2017-18 season with a 17-10 record, the sixth time in the last seven years Hotaling has led New Haven to a winning season.

The Chargers made their fifth appearance in the NE10 Championship under Hotaling in the 2016-17 campaign, closing out the year 15-14 overall. New Haven earned a first round victory over Merrimack 84-58. During the 2015-16 season, Hotaling coached the Chargers to arguably the biggest win in program history when New Haven knocked off crosstown rival Southern Connecticut State. The Blue and Gold led the Owls for all but six minutes as they defeated the No. 2 ranked team, according to the NABC Coaches Poll, 79-66.

HOTALING ALL-TIME VS OPPONENTS

Adelphi.....	12-12	D'Youville	1-0
American Int'l.....	14-9	East Stroudsburg	1-1
Assumption	11-3	Franklin Pierce	9-4
Bentley	7-7	Georgian Court.....	2-0
Bloomfield.....	4-2	Goldey-Beacom.....	0-2
Bridgeport.....	0-1	Holy Family	1-1
Caldwell	0-1	Indiana (Pa.).....	0-1
Chestnut Hill.....	1-0	Le Moyne	10-14
CSI	1-0	LIU Post	3-0
Concordia (N.Y.).....	4-0	Mercy	4-0
Daemen	1-0	Merrimack	7-7
Dominican (N.Y.)	2-1	Molloy.....	3-1
Dowling	4-1	NYIT	1-0

Nyack	1-0
Pace	14-9
Philadelphia.....	0-1
Post.....	2-1
Queens	3-0
Saint Anselm	6-11
Saint Michael's.....	9-4
Saint Rose.....	11-13
Saint Thomas Aquinas	1-4
So. Connecticut State	11-13
So. New Hampshire	8-5
Stonehill.....	8-5
UMass Lowell	1-2

In 2014-15, Hotaling led the Chargers to their fourth-straight winning season, closing out the year with a 15-12 overall record. Among the highlights was senior Eric Anderson who was named Northeast-10 Defensive Player of the Year for a third-straight season, the first time in NE10 history a player has earned the top defensive accolades three years in a row. Anderson was also a repeat member of the NE10 All-Conference First Team and stands as the only Charger to earn first team honors. In addition, Anderson was named a Daktronics/Division II Conference Commissioners Association Third Team All-American and signed a contract to play with the Gladiators Trier in Germany's Basketball Bundesliga ProA League following the season.

Statistically, Anderson led NCAA Division II in rebounds per game (13.1) and defensive rebounds per game (9.85). He was also among the top-10 in the nation in double doubles (8th) and total rebounds (5th).

Hotaling's 2012-13 and 2013-14 teams finished with back-to-back 20-win seasons for the first time since 2002-03 and 2003-04, while also earning back-to-back appearances in the NCAA postseason tournament. Hotaling's 21-9 record in 2013-14 stands as the most wins in a single season under his leadership, while the Chargers' 14-6 record in the NE-10 that season was the second-best since joining the conference in 2008-09. That squad led the nation in personal fouls per game (13.6), while the Chargers ranked second in Division II in fewest turnovers per game (8.9). New Haven also ranked in the top 10 nationally in scoring defense (6th) and field goal percentage defense (9th).

Individually, Hotaling mentored Anderson to NE10 Defensive Player of the Year and All-America Honorable mention recognition - the first such mention for New Haven in 24 years. Anderson finished his junior season leading the Northeast-10 Conference and second in Division II in defensive rebounds per game (8.97). He also ranked third in the nation with 20 double-doubles.

In 2012-13, Hotaling led the Chargers to a 20-9 record - their first 20-win campaign since 2003-04. New Haven reached the NCAA postseason for the first time since 2004 and earned its first win on the national stage since 2003 with a victory over Dominican in the NCAA Division II East Region Quarterfinals.

That season, Hotaling's Chargers led the NE10 and ranked 10th nationally in fewest turnovers committed per game (11.0) and slotted at 13th in the country in scoring defense with an NE10-leading 61.1 points per game allowed. New Haven also finished second in the conference and 38th in Division II in free throw percentage (74.3). Individually, Anderson earned his first NE10 Defensive Player of the Year honor, finishing second in the nation with 18 double-doubles while ranking third with 12.0 rebounds per game and ninth in blocked shots at 2.45 per game.

Hotaling led the Chargers to a 15-13 record in 2011-12 - a seven-win improvement from the previous campaign and the club's first winning season since 2004-05. New Haven also qualified for the Northeast-10 Conference Championship, winning a First Round contest at Pace before falling in a 54-51 heartbreaker at Adelphi in the Quarterfinals.

In his first season as head coach, the Chargers posted an 8-18 overall mark and a 6-16 record in the Northeast-10 Conference. Throughout the season, New Haven ranked among the top three-point shooting teams in Division II. Freshman Justin Exum concluded the season ranked 17th nationally in three-point field goals per game. He was also the highest ranked freshman in that category. As a team, UNH ranked 31st in three-point field goal percentage and 32nd in three-point field goals per game.

With over 15 years of college coaching experience, Hotaling most recently spent five seasons as an assistant at Eastern Kentucky University. While at EKU, the Colonels enjoyed a number of record-setting seasons, including two postseason runs. Hotaling's main responsibilities at EKU included working with the guards and coordinating the program's recruiting efforts.

In 2007, the Colonels earned a berth to the NCAA Division I Men's Basketball Championship tournament. EKU was selected to the College Basketball Invitational this season after amassing a 20-11 regular season record. The Colonels were one of the best offensive teams in the country during Hotaling's tenure as well. In 2010, EKU ranked in the top 10 in three-point field goals made, turnovers per game and assist/turnover ratio. The Colonels also broke the Ohio Valley Conference record for three-pointers made in back-to-back seasons (2008-09 and 2009-10).

Prior to arriving at Eastern Kentucky, Hotaling served four years as a full-time assistant at Yale University from 2001-05. He also served one season as an assistant at UNH in 2000-01. The Niverville, N.Y. native began his coaching career at Adelphi University in 1998 where he spent one season as an assistant.

THE HOTALING FILE

- University of New Haven**
Head Coach (2010-Present)
- University of Eastern Kentucky**
Assistant Coach (2005-10)
- Yale University**
Assistant Coach (2001-05)
- University of New Haven**
Assistant Coach (2000-01)
- Adelphi University**
Assistant Coach (1998-99)
- University at Albany**
Hall of Fame Player (1991-95)

HOTALING
YEAR-BY-YEAR RECORDS

2010-11	8-18
2011-12	15-13
2012-13	20-9
2013-14	21-9
2014-15	15-12
2015-16	8-18
2016-17	15-14
2017-18	17-10
2018-19	21-10
2019-20	15-15
2021-22.....	16-7
2022-23	4-2

Overall Record: 177-139 (.560)
Conference Record: 123-106 (.537)



PLAYER CAREER/SEASON STATS



ANDRE FRANCIS

0

FORWARD

GRADUATE | 6-6 | 185

HARTFORD, CONN. | THE MASTER'S SCHOOL | CONCORD (NY)

SINGLE-GAME SEASON HIGHS

Points: 3, vs Adelphi (11/19/22)
Rebounds: 2, at American Int'l (11/30/22)
Assists: 2, at American Int'l (11/30/22)
Steals:
Blocks:
FG made: 1, vs Adelphi (11/19/22)
FG attempts: 1, vs Adelphi (11/19/22)
3FG made: 1, vs Adelphi (11/19/22)
3FG attempts: 1, vs Adelphi (11/19/22)
FT made:
FT attempts:

SINGLE-GAME CAREER HIGHS

Points: 5, 2x - last vs D'Youville (11/13/21)
Rebounds: 3, vs D'Youville (11/13/21)
Assists: 2, 2x -last at American Int'l (11/30/22)
Steals: 2 - last vs D'Youville (11/13/21)
Blocks: 1, vs Adelphi (1/17/22)
FG made: 2, 3x - last vs D'Youville (11/13/21)
FG attempts: 5, vs D'Youville (11/13/21)
3FG made: 1, 4x - last vs Adelphi (11/19/22)
3FG attempts: 3, vs D'Youville (11/13/21)
FT made: 1, at Franklin Pierce (2/14/22)
FT attempts: 2, at Franklin Pierce (2/14/22)

CAREER STATISTICS

Year	GP	GS	Min	Avg	-----Total-----			-----3-Point-----			-----F-Throw-----			-----Rebounds-----										Pts	Avg
					FG	FGA	Pct	FG	FGA	Pct	FT	FTA	Pct	Off	Def	Tot	Avg	PF	FO	Ast	TO	Blk	Stl		
2018-19	12	0	41	3.4	7	11	.636	1	4	.250	0	0	.000	0	3	3	0.3	8	0	3	3	0	5	15	1.3
2019-20	2	0	5	2.7	0	0	.000	0	0	.000	0	0	.000	0	0	0	0.0	0	0	1	0	0	0	0	0.0
2021-22	10	0	36	3.6	3	10	.300	2	8	.250	1	2	.500	1	8	9	0.9	2	0	3	3	1	3	9	0.9
2022-23	2	0	11	5.5	1	1	1.000	1	1	1.000	0	0	.000	1	1	2	1.0	1	0	2	0	0	0	3	1.5
at UNH	14	0	53	3.8	4	11	.364	3	9	.333	1	2	.500	2	9	11	0.8	3	0	6	3	1	3	12	0.9
CAREER	26	0	93	3.6	11	22	.500	4	13	.308	1	2	.500	2	12	14	0.5	11	0	9	6	1	8	27	1.0



JEAN BERNARD

1

FORWARD

SOPHOMORE | 6-6 | 190

TRENTON, N.J. | TRENTON CATHOLIC ACADEMY

SINGLE-GAME SEASON HIGHS

Points:
Rebounds:
Assists:
Steals:
Blocks:
FG made:
FG attempts:
3FG made:
3FG attempts:
FT made:
FT attempts:

SINGLE-GAME CAREER HIGHS

Points:
Rebounds:
Assists:
Steals:
Blocks:
FG made:
FG attempts:
3FG made:
3FG attempts:
FT made:
FT attempts:

CAREER STATISTICS

Year	GP	GS	Min	Avg	-----Total-----			-----3-Point-----			-----F-Throw-----			-----Rebounds-----										Pts	Avg
					FG	FGA	Pct	FG	FGA	Pct	FT	FTA	Pct	Off	Def	Tot	Avg	PF	FO	Ast	TO	Blk	Stl		
2022-23																									
TOTAL																									

PLAYER CAREER/SEASON STATS



TARESE MORSE

2

FORWARD

SOPHOMORE | 6-5 | 210

SPRINGFIELD, MASS. | SPRINGFIELD | HUTCHINSON CC

SINGLE-GAME SEASON HIGHS

Points: 2, at American Int'l (11/30/22)
Rebounds: 2, at American Int'l (11/30/22)
Assists:
Steals:
Blocks:
FG made: 1, at American Int'l (11/30/22)
FG attempts: 1, at American Int'l (11/30/22)
3FG made:
3FG attempts:
FT made:
FT attempts: 1, at American Int'l (11/30/22)

SINGLE-GAME CAREER HIGHS

Points: 2, at American Int'l (11/30/22)
Rebounds: 2, at American Int'l (11/30/22)
Assists:
Steals:
Blocks:
FG made: 1, at American Int'l (11/30/22)
FG attempts: 1, at American Int'l (11/30/22)
3FG made:
3FG attempts:
FT made:
FT attempts: 1, at American Int'l (11/30/22)

CAREER STATISTICS

Year	GP	GS	Min	Avg	-----Total-----			-----3-Point-----			-----F-Throw-----			-----Rebounds-----										Pts	Avg
					FG	FGA	Pct	FG	FGA	Pct	FT	FTA	Pct	Off	Def	Tot	Avg	PF	FO	Ast	TO	Blk	Stl		
2022-23	2	0	9	4.5	1	1	1.000	0	0	.000	0	1	.000	1	1	2	1.0	1	0	0	0	0	0	2	1.0
TOTAL	2	0	9	4.5	1	1	1.000	0	0	.000	0	1	.000	1	1	2	1.0	1	0	0	0	0	0	2	1.0



JUSTIN HENDRICK

3

GUARD

SOPHOMORE | 6-2 | 175

VALLEY STREAM, N.Y. | ST. FRANCIS | NIAGARA CC

SINGLE-GAME SEASON HIGHS

Points: 12, at American Int'l (11/30/22)
Rebounds: 6, at American Int'l (11/30/22)
Assists: 1, at American Int'l (11/30/22)
Steals:
Blocks:
FG made: 4, at American Int'l (11/30/22)
FG attempts: 8, at American Int'l (11/30/22)
3FG made: 4, at American Int'l (11/30/22)
3FG attempts: 7, at American Int'l (11/30/22)
FT made:
FT attempts:

SINGLE-GAME CAREER HIGHS

Points: 12, at American Int'l (11/30/22)
Rebounds: 6, at American Int'l (11/30/22)
Assists: 1, at American Int'l (11/30/22)
Steals:
Blocks:
FG made: 4, at American Int'l (11/30/22)
FG attempts: 8, at American Int'l (11/30/22)
3FG made: 4, at American Int'l (11/30/22)
3FG attempts: 7, at American Int'l (11/30/22)
FT made:
FT attempts:

CAREER STATISTICS

Year	GP	GS	Min	Avg	-----Total-----			-----3-Point-----			-----F-Throw-----			-----Rebounds-----										Pts	Avg
					FG	FGA	Pct	FG	FGA	Pct	FT	FTA	Pct	Off	Def	Tot	Avg	PF	FO	Ast	TO	Blk	Stl		
2022-23	5	0	58	11.6	6	20	.300	4	11	.364	0	2	.000	0	11	11	2.2	4	0	2	5	0	0	16	3.2
TOTAL	5	0	58	11.6	6	20	.300	4	11	.364	0	2	.000	0	11	11	2.2	4	0	2	5	0	0	16	3.2

PLAYER CAREER/SEASON STATS



QUASHAWN LANE

4

GUARD

GRAD STUDENT | 6-2 | 175
TRENTON, N.J. | TRENTON CATHOLIC ACADEMY

SINGLE-GAME SEASON HIGHS

Points: 16, at Saint Rose (11/22/22)
Rebounds: 7, vs Adelphi (11/19/22)
Assists: 8, at Saint Michael's (11/16/22)
Steals: 2, 2x - last at American Int'l (11/30/22)
Blocks: 1, at Saint Michael's (11/16/22)
FG made: 7, 3x - last at American Int'l (11/30/22)
FG attempts: 11, 2x - last at Saint Rose (11/22/22)
3FG made: 1, at Indiana (Pa.) (11/26/22)
3FG attempts: 2, at Indiana (Pa.) (11/26/22)
FT made: 4, 2x - last at Indiana (Pa.) (11/26/22)
FT attempts: 5, 2x - last at Indiana (Pa.) (11/26/22)

SINGLE-GAME CAREER HIGHS

Points: 23, at Stonehill (3/4/20)
Rebounds: 10, vs American International (12/7/21)
Assists: 9, vs Saint Rose (2/8/21)
Steals: 5, at Saint Rose (2/12/20)
Blocks: 3, vs Southern Connecticut (3/6/19)
FG made: 10, at Stonehill (3/4/20)
FG attempts: 17, at Saint Anselm (1/19/22)
3FG made: 2, 3x - last at Le Moyne (3/1/20)
3FG attempts: 6, 3x - last vs Southern New Hampshire (2/10/22)
FT made: 10, vs Southern New Hampshire (2/20/22)
FT attempts: 11, vs Southern New Hampshire (2/20/22)

CAREER STATISTICS

	-----Total-----			-----3-Point-----			-----F-Throw-----			-----Rebounds-----															
Year	GP	GS	Min	Avg	FG	FGA	Pct	FG	FGA	Pct	FT	FTA	Pct	Off	Def	Tot	Avg	PF	FO	Ast	TO	Blk	Stl	Pts	Avg
2018-19	27	26	834	30.9	87	155	.561	19	42	.452	48	59	.814	17	90	107	4.0	62	1	92	67	8	27	241	8.9
2019-20	26	24	825	31.7	89	172	.517	23	54	.426	50	62	.806	12	94	106	4.1	55	0	93	46	6	31	251	9.7
2021-22	26	26	858	33.0	128	261	.490	24	57	.421	71	92	.772	24	113	137	5.3	42	2	100	57	13	36	351	13.5
2022-23	6	6	208	34.7	33	60	.550	2	8	.250	13	15	.867	2	24	26	4.4	12	0	24	17	2	8	81	13.5
TOTAL	85	82	2,728	32.1	337	649	.519	68	162	.420	182	228	.798	56	321	377	4.4	171	3	308	187	29	102	924	10.9



JOSHUA HOPSON

5

FORWARD

FRESHMAN | 6-8 | 255
JERSEY CITY, N.J. | MACDUFFIE SCHOOL

SINGLE-GAME SEASON HIGHS

Points: 6, at American Int'l (11/30/22)
Rebounds: 3, at American Int'l (11/30/22)
Assists: 1, at American Int'l (11/30/22)
Steals:
Blocks:
FG made: 3, at American Int'l (11/30/22)
FG attempts: 3, at American Int'l (11/30/22)
3FG made:
3FG attempts:
FT made:
FT attempts:

SINGLE-GAME CAREER HIGHS

Points: 6, at American Int'l (11/30/22)
Rebounds: 3, at American Int'l (11/30/22)
Assists: 1, at American Int'l (11/30/22)
Steals:
Blocks:
FG made: 3, at American Int'l (11/30/22)
FG attempts: 3, at American Int'l (11/30/22)
3FG made:
3FG attempts:
FT made:
FT attempts:

CAREER STATISTICS

	-----Total-----			-----3-Point-----			-----F-Throw-----			-----Rebounds-----															
Year	GP	GS	Min	Avg	FG	FGA	Pct	FG	FGA	Pct	FT	FTA	Pct	Off	Def	Tot	Avg	PF	FO	Ast	TO	Blk	Stl	Pts	Avg
2022-23	5	0	38	7.6	4	4	1.000	0	0	.000	0	0	.000	1	6	7	1.4	1	0	1	3	0	0	8	1.6
TOTAL	5	0	38	7.6	4	4	1.000	0	0	.000	0	0	.000	1	6	7	1.4	1	0	1	3	0	0	8	1.6

PLAYER CAREER/SEASON STATS



TY PERRY

10

FORWARD

SENIOR | 6-3 | 200
BOSTON, MASS. | BRIGHTON | BUFFALO

SINGLE-GAME SEASON HIGHS

Points: 22, at Saint Rose (11/22/22)
Rebounds: 9, at Saint Michael's (11/16/22)
Assists: 2, 2x - last at Indiana (Pa.) (11/26/22)
Steals: 3, at Saint Michael's (11/16/22)
Blocks:
FG made: 10, at Saint Rose (11/22/22)
FG attempts: 20, at Saint Michael's (11/16/22)
3FG made: 3, at Indiana (Pa.) (11/26/22)
3FG attempts: 7, at Indiana (Pa.) (11/26/22)
FT made: 4, 2x - last at American Int'l (11/30/22)
FT attempts: 5, 3x - last at American Int'l (11/30/22)

SINGLE-GAME CAREER HIGHS

Points: 22, 3x - last at Saint Rose (11/22/22)
Rebounds: 9, at Saint Michael's (11/16/22)
Assists: 4, 2x - last at Davidson (1/19/20)
Steals: 3, 2x - last at Saint Michael's (11/16/22)
Blocks: 1, at George Washington (3/6/19)
FG made: 10, at Saint Rose (11/22/22)
FG attempts: 20, at Saint Michael's (11/16/22)
3FG made: 6, 4x - last
3FG attempts: 13, vs St. Bonaventure (1/29/20)
FT made: 7, 2x - last vs Duquesne (2/16/20)
FT attempts: 10, vs George Washington (3/6/19)

CAREER STATISTICS

					-----Total-----			-----3-Point-----			-----F-Throw-----			-----Rebounds-----													
Year	GP	GS	Min	Avg	FG	FGA	Pct	FG	FGA	Pct	FT	FTA	Pct	Off	Def	Tot	Avg	PF	FO	Ast	TO	Blk	Stl	Pts	Avg		
2018-19	31	3	428	13.8	58	166	.349	39	112	.348	20	23	.870	10	50	60	1.9	19	0	14	17	1	7	175	5.6		
2019-20	30	16	637	21.2	78	195	.400	43	116	.371	25	33	.758	6	68	74	2.5	39	1	17	30	0	19	224	7.5		
2020-21	11	2	207	18.8	24	72	.333	15	50	.300	20	25	.800	2	20	22	2.0	9	0	9	10	0	7	83	7.5		
2021-22	12	0	70	5.8	11	32	.344	2	12	.167	2	6	.333	5	7	12	1.0	5	0	7	3	0	2	26	2.2		
2022-23	6	6	190	31.7	40	85	.471	3	20	.150	15	20	.750	8	22	30	5.0	10	0	7	13	0	8	98	16.3		
at UNH	6	6	190	31.7	40	85	.471	3	20	.150	15	20	.750	8	22	30	5.0	10	0	7	13	0	8	98	16.3		
Career	90	27	1,532	17.0	211	550	.384	102	310	.329	82	107	.766	31	167	198	2.2	82	1	54	73	1	43	606	6.7		

PLAYER CAREER/SEASON STATS



VICTOR OLAWOYE

11

GUARD

GRAD STUDENT | 6-2 | 185
ELMONT, N.Y. | ELMONT MEMORIAL | GANNON

SINGLE-GAME SEASON HIGHS

Points: 18, vs Adelphi (11/19/22)
Rebounds: 7, vs Adelphi (11/19/22)
Assists: 8, 2x - last at Indiana (Pa.) (11/26/22)
Steals: 2, vs Adelphi (11/19/22)
Blocks:
FG made: 7, vs Adelphi (11/19/22)
FG attempts: 12, at Saint Rose (11/22/22)
3FG made: 3, vs Adelphi (11/19/22)
3FG attempts: 7, at Saint Rose (11/22/22)
FT made: 5, at American Int'l (11/30/22)
FT attempts: 5, at American Int'l (11/30/22)

SINGLE-GAME CAREER HIGHS

Points: 24, vs California (Pa.) (1/22/20)
Rebounds: 8, 2x - last vs Saint Anselm (2/28/22)
Assists: 9, vs Southern New Hampshire (2/10/22)
Steals: 5, vs Saint Thomas Aquinas (3/13/22)
Blocks: 1, 9x - last
FG made: 9, 2x - last vs Edinboro (2/16/19)
FG attempts: 21, vs Edinboro (2/16/19)
3FG made: 6, vs West Chester (11/23/19)
3FG attempts: 11, 2x - last vs California (Pa.) (2/13/19)
FT made: 7, 2x - last at Bloomsburg (12/21/19)
FT attempts: 8, at Bloomsburg (12/21/19)

CAREER STATISTICS

Year	Total				3-Point			F-Throw			Rebounds														
	GP	GS	Min	Avg	FG	FGA	Pct	FG	FGA	Pct	FT	FTA	Pct	Off	Def	Tot	Avg	PF	FO	Ast	TO	Blk	Stl	Pts	Avg
2018-19	28	14	783	28.0	94	258	.364	49	146	.336	55	78	.705	28	67	95	3.4	52	0	67	80	3	28	292	10.4
2019-20	27	14	639	23.7	73	193	.378	32	102	.314	43	58	.741	12	76	88	3.3	54	2	55	57	4	43	221	8.2
2021-22	26	20	740	28.4	70	157	.446	20	61	.328	37	55	.673	21	77	98	3.8	49	0	90	58	2	41	197	7.6
2022-23	6	6	200	33.3	19	47	.404	6	22	.273	12	18	.667	3	29	32	5.3	11	0	26	15	0	11	56	9.3
at UNH	32	26	937	29.3	89	204	.436	26	83	.313	49	73	.671	24	106	130	4.1	60	0	116	73	2	52	253	7.9
Career	87	54	2,362	27.1	256	655	.391	112	331	.338	147	209	.703	64	249	313	3.6	166	2	238	210	9	123	766	8.8

PLAYER CAREER/SEASON STATS



MAJUR MAJAK

12

CENTER

SENIOR | 7-1 | 235

POUGHKEEPSIE, N.Y. | THE PATRICK SCHOOL | SAINT PETER'S

SINGLE-GAME SEASON HIGHS

Points: 11, at Indiana (Pa.) (11/26/22)
Rebounds: 11, 2x - last at American Int'l (11/30/22)
Assists: 2, at Saint Michael's (11/16/22)
Steals: 3, at Saint Rose (11/22/22)
Blocks: 5, vs. Franklin Pierce (12/3/22)
FG made: 5, 2x - last at Indiana (Pa.) (11/26/22)
FG attempts: 7, at Saint Michael's (11/16/22)
3FG made: 2, vs. Franklin Pierce (12/3/22)
3FG attempts: 2, vs. Franklin Pierce (12/3/22)
FT made: 2, 2x - last vs. Franklin Pierce (12/3/22)
FT attempts: 2, 3x - last vs. Franklin Pierce (12/3/22)

SINGLE-GAME CAREER HIGHS

Points: 14, vs Saint Rose (2/8/22)
Rebounds: 18, vs Southern Connecticut (2/16/22)
Assists: 2, 2x - last at Saint Michael's (11/16/22)
Steals: 2, 2x - last at Saint Michael's (11/16/22)
Blocks: 9, vs Southern Connecticut (2/16/22)
FG made: 5, 5x - last at Indiana (Pa.) (11/26/22)
FG attempts: 8, vs Southern Connecticut (2/16/22)
3FG made: 2, vs. Franklin Pierce (12/3/22)
3FG attempts: 2, vs. Franklin Pierce (12/3/22)
FT made: 4, 4x - last
FT attempts: 6, vs Southern Connecticut (2/16/22)

CAREER STATISTICS

Year	GP	GS	Min	Avg	FG	FGA	Pct	FG	FGA	Pct	FT	FTA	Pct	Off	Def	Tot	Avg	Pf	FO	Ast	TO	Blk	Stl	Pts	Avg
2018-19	22	0	136	6.2	8	14	.571	0	0	.000	4	6	.667	7	19	26	1.2	28	1	1	11	13	3	20	0.9
2019-20	25	16	223	8.9	14	24	.583	0	0	.000	13	16	.813	15	36	51	2.0	34	0	0	12	27	8	41	1.6
2021-22	27	26	613	22.7	67	111	.604	0	4	.000	32	39	.821	57	167	224	8.3	48	1	7	31	85	6	166	6.1
2022-23	6	6	183	30.5	24	32	.750	2	3	.667	5	7	.714	8	47	55	9.2	13	0	4	8	15	5	55	9.2
at UNH	33	32	791	24.0	91	143	.636	2	7	.286	37	46	.804	66	214	280	8.5	61	1	11	39	100	11	221	6.7
Career	80	48	1,155	14.4	113	181	.624	2	7	.286	54	68	.794	87	269	356	4.4	123	2	12	62	140	22	282	3.5



CHRISTIAN KELLMAN

13

GUARD

SOPHOMORE | 6-10 | 170

LITTLE NECK, N.Y. | JOHN ADAMS

SINGLE-GAME SEASON HIGHS

Points:
Rebounds:
Assists:
Steals:
Blocks:
FG made:
FG attempts:
3FG made:
3FG attempts:
FT made:
FT attempts:

SINGLE-GAME CAREER HIGHS

Points: 4, at Staten Island (11/12/21)
Rebounds: 2, vs D'Youville (11/13/21)
Assists:
Steals:
Blocks:
FG made: 2, at Staten Island (11/12/21)
FG attempts: 2 - 3x - last at Molloy (11/17/21)
3FG made:
3FG attempts: 1, 2x - last at Franklin Pierce (2/14/22)
FT made:
FT attempts: 2, vs Southern New Hampshire (2/10/22)

CAREER STATISTICS

Year	GP	GS	Min	Avg	FG	FGA	Pct	FG	FGA	Pct	FT	FTA	Pct	Off	Def	Tot	Avg	Pf	FO	Ast	TO	Blk	Stl	Pts	Avg
2021-22	7	0	17	2.5	6	9	.667	0	2	.000	0	2	.000	1	4	5	0.7	2	0	0	1	0	0	12	1.7
2022-23	1	0	3	3.0	0	0	.000	0	0	.000	0	0	.000	0	0	0	0.0	2	0	0	0	0	0	0	0.0
TOTAL	8	0	20	2.5	6	9	.667	0	2	.000	0	2	.000	1	4	5	0.7	4	0	0	1	0	0	12	1.7

PLAYER CAREER/SEASON STATS



KENDALL MCMILLAN

15

GUARD

SENIOR | 6-1 | 180

BALTIMORE, MD. | MOUNT SAINT JOSEPH

SINGLE-GAME SEASON HIGHS

Points: 2, at American Int'l (11/30/22)
Rebounds: 2, 2x - last at American Int'l (11/30/22)
Assists: 1, at Saint Rose (11/22/22)
Steals:
Blocks:
FG made:
FG attempts: 2, at American Int'l (11/30/22)
3FG made:
3FG attempts: 1, at Indiana (Pa.) (11/26/22)
FT made: 2, at American Int'l (11/30/22)
FT attempts: 2, at American Int'l (11/30/22)

SINGLE-GAME CAREER HIGHS

Points: 10, at Florida Southern (11/29/19)
Rebounds: 4, 2x - last vs D'Youville (11/13/21)
Assists: 8, vs D'Youville (11/13/21)
Steals: 2, last vs Adelphi (1/17/22)
Blocks: 1, at Southern Connecticut (11/28/18)
FG made: 5, at Florida Southern (11/29/19)
FG attempts: 10, at Florida Southern (11/29/19)
3FG made: 1, 4x - last
3FG attempts: 3, 2x - last vs Southern New Hampshire (2/10/22)
FT made: 4, vs D'Youville (11/13/21)
FT attempts: 4, 2x - last vs D'Youville (11/13/21)

CAREER STATISTICS

Year	GP	GS	Min	Avg	FG	FGA	Pct	FG	FGA	Pct	FT	FTA	Pct	Off	Def	Tot	Avg	PF	FO	Ast	TO	Blk	Stl	Pts	Avg
2018-19	12	0	91	7.6	8	20	.400	1	5	.200	2	8	.250	0	6	6	0.5	10	0	11	8	1	1	19	1.6
2019-20	5	1	63	12.6	10	21	.476	1	4	.250	0	1	.000	2	6	8	1.6	3	0	9	6	0	1	21	4.2
2021-22	23	0	199	8.6	16	45	.422	2	7	.286	17	18	.944	5	24	29	1.3	17	0	32	23	0	12	57	2.5
2022-23	3	0	21	7.0	0	5	.000	0	2	.000	2	2	1.000	1	3	4	1.3	0	0	1	3	0	0	2	0.7
Career	43	1	375	8.7	37	91	.407	4	18	.222	21	29	.724	8	39	47	1.1	30	0	53	40	1	14	99	2.3



ADRIEL GILL

20

GUARD

SENIOR | 6-2 | 195

MERIDEN, CONN. | PLATT

SINGLE-GAME SEASON HIGHS

Points:
Rebounds:
Assists:
Steals:
Blocks:
FG made:
FG attempts:
3FG made:
3FG attempts:
FT made:
FT attempts:

SINGLE-GAME CAREER HIGHS

Points:
Rebounds: 1, at Franklin Pierce (2/14/22)
Assists:
Steals:
Blocks:
FG made:
FG attempts:
3FG made:
3FG attempts:
FT made:
FT attempts:

CAREER STATISTICS

Year	GP	GS	Min	Avg	FG	FGA	Pct	FG	FGA	Pct	FT	FTA	Pct	Off	Def	Tot	Avg	PF	FO	Ast	TO	Blk	Stl	Pts	Avg
2021-22	1	0	1	1.0	0	0	.000	0	0	.000	0	0	.000	0	1	1	1.0	0	0	0	1	0	0	0	0.0
2022-23																									
Total	1	0	1	1.0	0	0	.000	0	0	.000	0	0	.000	0	1	1	1.0	0	0	0	1	0	0	0	0.0

PLAYER CAREER/SEASON STATS



ETHAN SIMMON

21

FORWARD

FRESHMAN | 6-5 | 190

EDISON, N.J. | ST JOSEPH METUCHEN

SINGLE-GAME SEASON HIGHS

Points:
Rebounds:
Assists:
Steals:
Blocks:
FG made:
FG attempts:
3FG made:
3FG attempts:
FT made:
FT attempts:

SINGLE-GAME CAREER HIGHS

Points:
Rebounds:
Assists:
Steals:
Blocks:
FG made:
FG attempts:
3FG made:
3FG attempts:
FT made:
FT attempts:

CAREER STATISTICS

		-----Total-----			-----3-Point-----			-----F-Throw-----			-----Rebounds-----														
Year	GP	GS	Min	Avg	FG	FGA	Pct	FG	FGA	Pct	FT	FTA	Pct	Off	Def	Tot	Avg	PF	FO	Ast	TO	Blk	Stl	Pts	Avg
2022-23																									
TOTAL																									



JASON EDOKPAYI

22

FORWARD

SOPHOMORE | 6-6 | 220

LAUREL, MD. | MOUNT ST JOSEPH | FAIRFIELD

SINGLE-GAME SEASON HIGHS

Points:
Rebounds: 3, at Saint Michael's (11/16/22)
Assists:
Steals:
Blocks:
FG made:
FG attempts: 3, at Saint Michael's (11/16/22)
3FG made:
3FG attempts:
FT made:
FT attempts:

SINGLE-GAME CAREER HIGHS

Points: 8, at Manhattan (3/5/21)
Rebounds: 5, 2x - last vs Medgar Evers (11/16/21)
Assists: 1, at Manhattan (3/5/21)
Steals: 1, 3x - last vs Medgar Evers (11/16/21)
Blocks: 1, at Manhattan (3/5/21)
FG made: 4, at Manhattan (3/5/21)
FG attempts: 5, at Manhattan (3/5/21)
3FG made:
3FG attempts: 1, 2x - last vs Saint Peter's (3/12/21)
FT made: 1, vs Quinnipiac (2/7/21)
FT attempts: 2, vs Quinnipiac (2/7/21)

CAREER STATISTICS

		-----Total-----			-----3-Point-----			-----F-Throw-----			-----Rebounds-----														
Year	GP	GS	Min	Avg	FG	FGA	Pct	FG	FGA	Pct	FT	FTA	Pct	Off	Def	Tot	Avg	PF	FO	Ast	TO	Blk	Stl	Pts	Avg
2019-20	9	5	73	8.2	8	16	.500	0	2	.000	1	3	.333	3	6	9	1.0	4	0	1	0	1	2	17	1.9
2021-22	3	0	18	5.9	4	6	.667	0	0	.000	0	0	.000	2	5	7	2.3	1	0	0	1	0	1	8	2.7
2022-23	4	0	17	4.3	0	3	.000	0	0	.000	0	0	.000	2	3	5	1.3	4	0	0	2	0	0	0	0.0
at UNH	4	0	17	4.3	0	3	.000	0	0	.000	0	0	.000	2	3	5	1.3	4	0	0	2	0	0	0	0.0
Career	16	6	108	6.8	12	25	.480	0	2	.000	1	3	.333	7	14	21	1.3	8	0	1	3	1	3	25	1.6

PLAYER CAREER/SEASON STATS



SEAN BRAITHWAITE

23

FORWARD

JUNIOR | 6-6 | 220

CENTER MORICHES, N.Y. | CENTER MORICHES

SINGLE-GAME SEASON HIGHS

Points: 5, at Saint Michael's (11/16/22)
Rebounds: 3, at Saint Michael's (11/16/22)
Assists: 3, vs Adelphi (11/19/22)
Steals:
Blocks: 1, at Saint Michael's (11/16/22)
FG made: 2, 2x - last vs Adelphi (11/19/22)
FG attempts: 4, vs Adelphi (11/19/22)
3FG made:
3FG attempts:
FT made: 1, 2x - last at American Int'l (11/30/22)
FT attempts: 2, 2x - last at American Int'l (11/30/22)

SINGLE-GAME CAREER HIGHS

Points: 12, at Molloy (11/17/21)
Rebounds: 3, 3x - last at Saint Michael's (11/16/22)
Assists: 3, 2x - last vs Adelphi (11/19/22)
Steals: 2, 2x - last at Saint Rose (12/4/21)
Blocks: 1, 3x - last at Saint Michael's (11/16/22)
FG made: 4, at Molloy (11/17/21)
FG attempts: 7, vs D'Youville (11/13/21)
3FG made: 4, at Molloy (11/17/21)
3FG attempts: 4, 2x - last at Molloy (11/17/21)
FT made: 3, vs D'Youville (11/13/21)
FT attempts: 5, vs D'Youville (11/13/21)

CAREER STATISTICS

					-----Total-----			-----3-Point-----			-----F-Throw-----			-----Rebounds-----														
Year	GP	GS	Min	Avg	FG	FGA	Pct	FG	FGA	Pct	FT	FTA	Pct	Off	Def	Tot	Avg	PF	FO	Ast	TO	Blk	Stl	Pts	Avg			
2019-20	6	0	45	7.5	2	6	.333	0	3	.000	0	0	.000	2	4	6	1.0	6	0	1	0	1	1	4	0.7			
2021-22	21	3	250	11.9	16	43	.372	6	22	.273	4	13	.308	12	8	20	1.0	21	0	8	10	1	9	42	2.0			
2022-23	6	0	78	13.0	5	12	.417	0	2	.000	3	6	.500	2	5	7	1.2	1	0	6	4	1	0	13	2.6			
Career	33	3	372	11.3	23	61	.377	6	27	.222	7	19	.368	16	17	33	1.0	28	0	14	14	3	10	59	1.8			



KYLE KEARSON

25

FORWARD

FRESHMAN | 6-4 | 170

WEST HAVEN, CONN. | WEST HAVEN

SINGLE-GAME SEASON HIGHS

Points:
Rebounds:
Assists:
Steals:
Blocks:
FG made:
FG attempts:
3FG made:
3FG attempts:
FT made:
FT attempts:

SINGLE-GAME CAREER HIGHS

Points:
Rebounds:
Assists:
Steals:
Blocks:
FG made:
FG attempts:
3FG made:
3FG attempts:
FT made:
FT attempts:

CAREER STATISTICS

-----Total----- -----3-Point----- -----F-Throw----- -----Rebounds-----																											
Year	GP	GS	Min	Avg	FG	FGA	Pct	FG	FGA	Pct	FT	FTA	Pct	Off	Def	Tot	Avg	PF	FO	Ast	TO	Blk	Stl	Pts	Avg		
2022-23																											
TOTAL																											

PLAYER CAREER/SEASON STATS



DAVONTREY THOMAS

34

FORWARD

JUNIOR | 6-5 | 200
POUGHKEEPSIE, N.Y. | POUGHKEEPSIE

SINGLE-GAME SEASON HIGHS

Points: 20, at Saint Michael's (11/16/22)
Rebounds: 5, 2x - last vs Franklin Pierce (12/3/22)
Assists: 2, 3x - last vs Franklin Pierce (12/3/22)
Steals: 1, 2x - last at Indiana (Pa.) (11/26/22)
Blocks: 1, at Indiana (Pa.) (11/26/22)
FG made: 8, at Saint Michael's (11/16/22)
FG attempts: 15, at Indiana (Pa.) (11/26/22)
3FG made: 5, at American Int'l (11/30/22)
3FG attempts: 11, at American Int'l (11/30/22)
FT made: 3, at Saint Rose (11/22/22)
FT attempts: 4, at Saint Rose (11/22/22)

SINGLE-GAME CAREER HIGHS

Points: 31, at Staten Island (11/12/21)
Rebounds: 14, at Bentley (2/28/20)
Assists: 6, vs Holy Family (12/15/19)
Steals: 3, 2x - last at Adelphi (2/19/22)
Blocks: 1, 11x - last at Indiana (Pa.) (11/26/22)
FG made: 10, at Staten Island (11/12/21)
FG attempts: 16, at American International (1/5/22)
3FG made: 5, 3x - last at American Int'l (11/30/22)
3FG attempts: 11, at American Int'l (11/30/22)
FT made: 7, 2x - last at Staten Island (11/12/21)
FT attempts: 8, at State Island (11/12/21)

CAREER STATISTICS

Year	GP	GS	Min	Avg	-----Total-----			-----3-Point-----			-----F-Throw-----			-----Rebounds-----				PF	FO	Ast	TO	Blk	Stl	Pts	Avg
					FG	FGA	Pct	FG	FGA	Pct	FT	FTA	Pct	Off	Def	Tot	Avg								
2019-20	30	29	789	26.3	85	176	.483	45	113	.398	27	30	.900	23	120	143	4.8	37	0	28	26	6	8	242	8.1
2021-22	27	27	837	31.0	127	263	.483	54	136	.397	49	60	.817	35	89	124	4.6	43	0	35	29	4	20	357	13.2
2022-23	6	6	209	34.8	35	71	.493	22	49	.449	7	9	.778	7	14	21	3.5	4	0	8	3	1	2	99	16.5
Career	63	62	1,836	29.1	247	510	.484	121	298	.406	83	99	.838	65	223	288	4.6	84	0	71	58	11	30	698	11.1

GAME 7: NEW HAVEN VS. ASSUMPTION

New Haven at Saint Michael's
Nov. 16, 2022 • Colchester, VT

Game 1



Official Basketball Box Score - Final
New Haven at Saint Michael's
11/16/22 Ross Sports Center, Colchester, VT
2022-23 Men's Basketball

Game Time: 7:30 PM
Game Duration: 1:42
Attendance: 549

Officials: Will Flowers, John Cahill, Connor Hoagland

New Haven - 74

Record: 0-1 (0-1)

NO. Name	Min	FG M-A	3P M-A	FT M-A	Rebounds OR DR TOT	Fouls PF FD	TP	AS	TO	ST	Blocks BS BA +/-
10 Tyrone Perry	F 28:50	8-20	0-3	4-5	4 5 9	1 4	20	0	3	3	0 0 0 -2
34 Davontrey Thomas	F 36:46	8-14	4-8	0-0	1 2 3	1 0	20	2	1	0	0 0 0 -7
12 Major Majak	C 30:34	5-7	0-0	0-1	0 7 7	2 1	10	2	2	2	2 1 1 -3
4 Quashawn Lane	G 38:53	3-8	0-1	4-4	1 4 5	2 4	10	8	4	1	1 1 1 -3
11 Victor Olawoye	G 36:43	4-6	1-2	0-0	0 5 5	3 1	9	3	1	1	0 0 0 -2
22 Jason Edokpayi	09:18	0-3	0-0	0-0	1 2 3	1 1	0	0	0	0	0 0 1 -6
3 Justin Hendrick	03:27	0-0	0-0	0-0	0 0 0	1 0	1	0	0	0	0 0 0 2
23 Sean Braithwaite	15:29	2-2	0-0	1-2	1 2 3	0 1	5	1	2	0	1 0 0 9
Team					2 2 4		0		1		
Totals		30-60	5-14	9-12	10 29 39	11 12	74	16	14	7	4 3 -1

Technical Fouls: Hendrick 1st 10:14

Shooting By Period
1 st FG% 14-34 41.2%
3PT% 1-6 16.7%
FT% 2-2 100%
2 nd FG% 16-26 61.5%
3PT% 4-8 50.0%
FT% 7-10 70%
GM FG% 30-60 50.0%
3PT% 5-14 35.7%
FT% 14-35 75.0%

Dead Ball Rebounds: 2 0

Saint Michael's - 75

Record: 3-0 (1-0)

NO. Name	Min	FG M-A	3P M-A	FT M-A	Rebounds OR DR TOT	Fouls PF FD	TP	AS	TO	ST	Blocks BS BA +/-
2 Kasai Brown	F 29:57	4-11	2-6	1-1	0 2 2	2 2	11	2	3	4	2 1 -2
23 Jacob Duniver	F 34:10	2-7	2-6	0-0	0 7 7	0 0	6	1	0	2	1 1 4
34 Joel Kabimba	F 29:32	10-18	4-9	0-0	2 5 7	4 1	24	3	1	1	0 0 1 5
11 Romar Reid	G 34:07	1-3	0-2	0-0	1 1 2	1 1	2	5	2	0	0 0 0 -1
15 CJ Crews	G 30:15	7-11	5-8	4-6	0 1 1	0 3	23	4	0	0	0 0 0 -2
4 Chuma Oyigbo	11:28	0-0	0-0	0-2	2 0 0	0 1	0	0	0	0	0 0 0 0
5 Alan Brzezinski	12:14	1-5	1-4	4-5	0 0 0	3 3	7	0	2	0	0 0 1 1
20 Dario Milojevic	10:28	1-1	0-0	0-0	1 0 1	1 0	2	0	1	0	0 0 0 -4
0 Matt Houde	05:53	0-1	0-0	0-0	0 1 1	0 0	0	1	1	0	0 0 0 2
30 Nic Button	01:56	0-2	0-0	0-0	1 0 1	0 0	0	0	0	0	0 1 2
Team					0 2 2		0		1		
Totals		26-59	14-35	9-12	5 21 26	13 10	75	18	10	8	3 4 1

Technical Fouls: Brzezinski 1st 10:14

	UNH	SMC
Biggest lead	5 (1 st 8:05)	10 (2 nd 7:45)
Best Scoring Run	9 (2 nd 5:22)	8 (2 nd 0:47)
Lead Changes	4	
Times Tied	1	
Time with Lead	09:19	30:01

Points from	UNH	SMC
Turnovers	9	10
Paint		44
Second Chance		12
Fast Breaks	9	11
Bench	5	9

Period by Period Scoring
1st 2nd TOT
UNH 31 43 74
SMC 32 43 75

New Haven at Saint Rose
Nov. 22, 2022 • Albany, NY

Game 3



Official Basketball Box Score - Final
New Haven at Saint Rose
11/22/22 Daniel P. Nolan Gymnasium, Albany
2022-23 Men's Basketball

Game Time: 7:30 PM
Game Duration: 2:43
Attendance: 243

Officials:

New Haven - 69

Record: 2-1 (2-1)

NO. Name	Min	FG M-A	3P M-A	FT M-A	Rebounds OR DR TOT	Fouls PF FD	TP	AS	TO	ST	Blocks BS BA +/-
10 Tyrone Perry	F 38:48	10-18	0-3	2-3	1 4 5	3 4	22	2	6	2	0 0 0 12
34 Davontrey Thomas	F 41:54	5-7	2-4	3-4	0 4 4	0 4	15	2	1	1	0 0 0 10
12 Major Majak	C 32:49	3-5	0-1	0-0	3 7 10	3 0	8	1	1	1	2 0 5
4 Quashawn Lane	G 43:31	7-11	0-1	2-3	0 4 4	2 6	16	4	3	1	0 1 4
11 Victor Olawoye	G 39:57	2-12	0-7	1-2	0 4 4	1 2	5	0	7	3	0 2 6
22 Jason Edokpayi	04:07	0-0	0-0	0-0	1 0 1	0 0	0	0	1	0	0 0 0 0
15 Kendal McMillan	06:32	0-1	0-1	0-0	1 1 2	0 0	0	1	1	0	0 0 0 -2
23 Sean Braithwaite	09:18	1-4	0-2	1-2	0 1 1	0 1	3	0	0	0	0 0 0 -14
5 Joshua Hopson	08:04	1-1	0-0	0-0	0 0 0	1 0	2	0	0	0	0 0 0 -1
Team					1 4 5		0		1		
Totals		29-59	2-19	9-14	7 29 36	10 17	69	10	21	8	2 3 4

Technical Fouls: NONE

Shooting By Period
1 st FG% 12-25 48.0%
3PT% 2-8 25.0%
FT% 3-5 60%
2 nd FG% 14-26 53.8%
3PT% 0-9 0.0%
FT% 4-6 66.7%
OT FG% 3-8 37.5%
3PT% 0-2 0.0%
FT% 2-3 66.7%
GM FG% 29-59 49.2%
3PT% 2-19 10.5%
FT% 9-14 64.3%

Dead Ball Rebounds: 3 0

Saint Rose - 65

Record: 2-3 (0-2)

NO. Name	Min	FG M-A	3P M-A	FT M-A	Rebounds OR DR TOT	Fouls PF FD	TP	AS	TO	ST	Blocks BS BA +/-
23 Juran Ligonde	F 32:57	4-10	0-2	2-2	2 6 8	1 4	10	0	5	1	0 1 0 -8
3 Matt Constant	G 24:18	3-13	1-11	0-0	1 2 3	4 1	7	2	1	3	0 0 0 -1
11 Shane O'Dell	G 39:26	9-17	3-6	0-0	4 3 7	3 2	21	0	3	2	1 1 -12
12 Keegan Zoller	G 21:01	2-5	2-5	0-0	3 3 6	1 0	6	0	2	1	0 0 3
20 Sean Dadey	G 30:05	0-1	0-1	0-0	1 5 6	2 1	0	9	2	2	0 0 0 -8
22 Eric Fleming	18:23	3-9	1-3	2-2	2 2 4	1 0	9	0	5	0	0 0 0 -1
35 Josh McGettigan	33:45	2-8	0-4	0-0	2 2 2	2 0	4	0	0	1	0 0 0 -2
2 Frankie Phelan	14:25	1-1	0-0	0-0	1 1 2	2 1	2	2	1	2	0 0 0 4
21 Max Jusianiec	10:10	2-6	2-4	0-0	0 0 0	0 0	6	0	0	0	0 0 0 7
Team					2 1 3		0		2		
Totals		26-70	9-36	4-4	13 25 38	17 10	65	13	21	12	3 2 -4

Technical Fouls: Ligonde 2nd 16:11

	UNH	STR
Biggest lead	8 (1 st 14:19)	9 (2 nd 10:04)
Best Scoring Run	10 (1 st 14:19)	8 (1 st 7:58)
Lead Changes	5	
Times Tied	8	
Time with Lead	12:12	27:54

Points from	UNH	STR
Turnovers	25	15
Paint	42	32
Second Chance	9	11
Fast Breaks	2	8
Bench	5	21

Period by Period Scoring
1st 2nd OT1 TOT
UNH 29 32 8 69
STR 29 32 4 65

New Haven vs Adelphi
Nov. 19, 2022 • West Haven, CT

Game 2



Official Basketball Box Score - Final
Adelphi at New Haven
11/19/22 Charger Gymnasium, West Haven
2022-23 Men's Basketball

Game Time: 3:30 PM
Game Duration: 1:28
Attendance: 286

Officials: Jawan Williams, Christopher Slatery, Ajay Gonnell

Adelphi - 64

Record: 2-2 (0-1)

NO. Name	Min	FG M-A	3P M-A	FT M-A	Rebounds OR DR TOT	Fouls PF FD	TP	AS	TO	ST	Blocks BS BA +/-
10 Mason Jackson	F 25:46	1-4	0-3	0-0	0 1 1	1 0	2	0	1	0	0 0 0 -31
15 Andrew Delaney	F 25:51	2-5	2-4	0-2	2 6 8	2 2	6	3	2	0	0 1 -13
21 Aristotelis Sotiriou	F 24:47	6-11	1-4	2-3	0 4 4	3 4	15	2	2	2	0 2 -6
3 Ronnie Silva	G 36:30	7-18	6-16	1-1	0 1 1	2 2	21	5	3	0	0 0 -20
11 Matthew Price	G 09:39	1-5	1-5	0-0	1 0 1	1 0	3	0	0	0	0 0 -14
1 Dayshaun Walton	28:36	3-10	0-3	0-0	2 7 9	1 3	6	4	3	1	0 1 -2
13 Elijah Lewis	28:54	2-6	1-2	3-4	0 0 0	1 1	8	0	0	0	0 0 0 2
2 Jake Hlywiak	10:51	1-2	1-2	0-0	1 2 3	1 0	3	0	0	0	0 0 -7
25 Christian Cevris	05:36	0-0	0-0	0-0	0 1 1	1 0	0	0	0	0	0 0 -1
22 Alem Chol	03:30	0-0	0-0	0-0	0 1 0	0 0	0	0	0	0	0 0 2
Team					2 0 2		0		1		
Totals		23-61	12-39	6-10	8 23 31	13 13	64	14	12	3	0 4 -18

Technical Fouls: Silva 1st 2:27

New Haven - 82

Record: 1-1 (1-1)

NO. Name	Min	FG M-A	3P M-A	FT M-A	Rebounds OR DR TOT	Fouls PF FD	TP	AS	TO	ST	Blocks BS BA +/-
10 Tyrone Perry	F 28:43	5-12	0-2	3-5	0 6 6	2 3	13	1	0	2	0 0 24
34 Davontrey Thomas	F 31:45	7-11	4-8	1-1	0 1 1	0 2	19	1	0	0	0 0 12
12 Major Majak	C 26:16	3-3	0-0	2-2	0 6 6	1 1	8	0	2	1	4 0 30
4 Quashawn Lane	G 29:46	7-11	0-1	1-1	0 7 7	2 3	15	3	1	2	0 0 0 -4
11 Victor Olawoye	G 28:09	7-8	3-4	1-3	1 6 7	2 3	18	8	1	2	0 0 28
3 Justin Hendrick	19:08	1-5	0-2	0-0	0 2 2	1 0	2	0	3	0	0 0 -8
23 Sean Braithwaite	16:35	2-4	0-0	0-0	0 1 1	1 1	4	3	1	0	0 0 2
22 Jason Edokpayi	03:22	0-0	0-0	0-0	0 1 1	2 0	0	0	1	0	0 0 0 0
5 Joshua Hopson	06:30	0-0	0-0	0-0	0 2 2	0 0	0	0	0	0	0 0 -9
2 Tarese Morse	03:52	0-0	0-0	0-0	0 0 0	0 0	0	0	0	0	0 0 -3
0 Andre Francis	02:57	1-1	1-1	0-0	0 0 0	0 0	3	0	0	0	0 0 -2
13 Christian Kellman	02:57	0-0	0-0	0-0	0 0 0	2 0	0	0	0	0	0 0 -2
Team					0 0 0		0		1		
Totals		33-55	8-18	8-12	1 32 33	13 13	82	16	10	7	4 0 18

Technical Fouls: Olawoye 1st 3:30

	ADE	UNH
Biggest lead	0 (1 st 20:00)	25 (2 nd 14:36)
Best Scoring Run	10 (1 st 5:20)	11 (2 nd 17:08)
Lead Changes	0	
Times Tied	0	
Time with Lead	00:00	39:16

Points from	ADE	UNH
Turnovers	13	15
Paint	18	48
Second Chance	10	3
Fast Breaks	14	16
Bench	17	9

Period by Period Scoring
1st 2nd TOT
ADE 32 32 64
UNH 46 36 82

New Haven at Indiana (Pa.)
Nov. 26, 2022 • Indiana, PA

Game 4



Official Basketball Box Score - Final
New Haven at Indiana (PA)
11/26/22 Kovachick Convention & Athletic Complex, Indiana, Pa.
2022-23 Men's Basketball

Game Time: 2:00 PM
Game Duration: 1:48
Attendance: 1,103

Officials: John Leighton, Dave Schattauer, Charles Murdock

New Haven - 60

Record: 2-2

NO.	Name	Min	FG	3P	FT	Rebounds	Fouls	TP	AS	TO	ST	Blocks	+/-
10	Tyrone Perry	F 34:41	6-14	3-7	0-0	1 2 3	2 0	15	2	2	0	0	4
34	Davontrey Thomas	F 36:52	5-15	4-11	0-0	3 2 5	1 0	14	1	1	1	3	-9
12	Major Majak	C 37:11	5-5	0-0	1-2	1 10 11	0 1	14	1	1	1	0	-1
3	Shawn Hamlen	G 35:47	6-10	2-5	0-0	2 2 4	3 2	13	2	2	0	0	-1
11	Victor Olawoye	G 36:01	2-6	0-2	3-4	1 3 4	4 3	7	8	3	2	0	1
3	Justin Henderson	G 03:02	0-10	0-0	0-0	0 0 0	1 0	0	0	0	0	0	-14
5	Joshua Hopsom	C 02:35	0-0	0-0	0-0	0 0 0	1 0	0	0	0	0	0	-13
15	Kendrick McMillan	G 05:24	0-2	0-1	0-0	0 0 0	0 0	0	0	0	0	0	-1
23	Sean Braithwaite	08:27	0-1	0-0	0-0	1 0 1	0 0	0	0	0	0	0	-5
13	Christian Kellman	00:00	0-0	0-0	0-0	0 0 0	0 0	0	0	0	0	0	0
Team						2 6 8	0	0	2				
			22.64	8.22	9.11	16.34	14.11	34.4	6	2.6	6	0	

GAME 7: NEW HAVEN VS. ASSUMPTION

New Haven at American International
Nov. 30, 2022 • Springfield, MA

Game 5

NCAA

Official Basketball Box Score - Final

New Haven at American Int'l

11/30/22 Henry A. Butova Gym, Springfield

2022-23 Men's Basketball

Game Time: 7:30 PM
Game Duration: 1:30

Officials:

New Haven - 81

Record: 3-2 (3-1)

NO. Name	Min	FG M-A	3P M-A	FT M-A	Rebounds OR DR TOT	Fouls PF FD	TP	AS	TO	ST	Blocks BS BA	+/-
10 Tyrone Perry	F 26:43	5-8	0-2	4-5	2 2 4	0 3	14	1	1	0	0 0	16
34 Davontrey Thomas	F 26:02	5-12	5-11	1-2	1 2 3	0 1	16	0	0	0	0 0	12
12 Majur Majak	C 22:47	3-6	0-0	0-0	3 8 11	0 1	6	1	1	0	1 0	33
4 Quashawn Lane	G 25:14	7-9	0-1	0-0	0 3 3	2 0	14	1	3	2	0 0	32
11 Victor Olawoye	G 26:02	1-4	1-2	5-5	1 5 6	1 4	8	4	2	1	0 0	13
5 Joshua Hopson	13:26	3-3	0-0	0-0	1 2 3	0 0	6	1	1	0	0 0	1
15 Kendall McMillan	09:01	0-2	0-0	2-2	0 2 2	0 1	2	0	1	0	0 0	-10
3 Justin Hendrick	19:43	4-8	4-7	0-0	0 6 6	1 1	12	1	0	0	0 0	19
23 Sean Braithwaite	16:46	0-1	0-0	1-2	0 0 0	0 1	1	1	1	0	0 0	17
0 Andre Francis	08:39	0-0	0-0	0-0	1 1 2	1 0	0	2	0	0	0 0	5
22 Jason Edekpayi	00:20	0-0	0-0	0-0	0 0 0	1 0	0	0	0	0	0 0	0
2 Tarese Morse	05:17	1-1	0-0	0-1	1 1 2	1 1	2	0	0	0	0 0	-3
Team					1 0 1		0	0				
Totals		29-54	10-23	13-17	11 32 43	7 13	81	12	10	3	1 0	27

Technical Fouls: NONE

Shooting By Period

1st FG% 12-30 40.0%
3PT% 5-13 38.5%
FT% 4-6 66.7%
2nd FG% 17-24 70.8%
3PT% 5-10 50.0%
FT% 9-11 81.8%
GM FG% 29-54 53.7%
3PT% 10-23 43.5%
FT% 13-17 76.5%

Dead Ball Rebounds: 3, 1

New Haven vs. Franklin Pierce
Dec. 3, 2022 • West Haven, CT

Game 6

NCAA

Official Basketball Box Score - Final

Franklin Pierce at New Haven

12/03/22 Charger Gymnasium, West Haven

2022-23 Men's Basketball

Game Time: 3:30 PM
Game Duration: 1:35
Attendance: 342

Officials:

Franklin Pierce - 56

Record: 4-3 (3-2)

NO. Name	Min	FG M-A	3P M-A	FT M-A	Rebounds OR DR TOT	Fouls PF FD	TP	AS	TO	ST	Blocks BS BA	+/-
2 Sean Bresnan	F 33:16	3-9	0-3	0-0	3 8 11	3 1	6	1	3	3	0 1	-9
40 Sean Trumper	F 27:58	6-13	5-9	3-4	0 2 2	1 3	20	0	0	0	0 1	-5
4 Mohamed Traore	G 32:35	2-11	2-9	0-0	1 5 6	1 1	6	1	1	0	0 0	-11
10 Brandon Kolek	G 31:51	1-8	1-5	1-2	0 3 3	0 1	4	3	2	0	0 1	-17
12 Shandon Brown	G 25:30	0-3	0-0	2-3	2 2 4	2 1	2	3	1	0	0 2	-3
1 Jarrel Snow-Guzman	11:16	3-6	0-1	0-0	0 1 1	2 1	6	0	1	0	0 0	-7
35 JB Mukeba	06:03	1-3	0-0	0-0	1 1 2	0 0	2	1	0	1	0 0	-1
3 Antonio Chandler	18:39	2-3	0-0	0-0	1 4 5	1 0	4	0	2	0	0 0	5
11 Theisten Lee	05:39	0-0	0-0	0-0	0 0 0	0 1	0	0	0	0	0 0	-1
13 Ugo Nwachukwu	04:34	1-3	1-3	0-0	0 3 3	2 0	3	0	0	0	0 0	-4
23 Francesco Bonicioli	03:14	0-1	0-1	0-0	0 0 0	0 0	0	0	0	0	0 0	-1
21 Evan Wiley	01:25	1-2	1-2	0-0	0 0 0	0 0	3	0	0	0	0 0	-1
Team					0 3 3		0	0				
Totals		20-62	10-33	6-9	8 32 40	12 9	56	9	10	4	0 5	-11

Technical Fouls: NONE

Shooting By Period

1st FG% 7-32 21.9%
3PT% 3-16 18.8%
FT% 2-2 100%
2nd FG% 13-30 43.3%
3PT% 7-17 41.2%
FT% 4-7 57.1%
GM FG% 20-62 32.3%
3PT% 10-33 30.3%
FT% 6-9 66.7%

Dead Ball Rebounds: 2, 0

New Haven - 67

Record: 4-2 (4-1)

NO. Name	Min	FG M-A	3P M-A	FT M-A	Rebounds OR DR TOT	Fouls PF FD	TP	AS	TO	ST	Blocks BS BA	+/-
10 Tyrone Perry	F 32:23	6-13	0-3	2-2	0 3 3	2 1	14	1	1	1	0 0	9
34 Davontrey Thomas	F 35:21	5-12	3-7	2-2	2 3 5	2 1	15	2	0	0	0 0	13
12 Majur Majak	C 33:20	5-6	2-2	2-2	1 9 10	3 4	14	0	1	0	0 0	15
4 Quashawn Lane	G 34:07	5-11	1-2	2-2	1 3 4	2 1	13	6	1	1	0 0	5
11 Victor Olawoye	G 33:13	3-11	1-5	2-4	0 6 6	0 3	9	3	1	2	0 0	12
3 Justin Hendrick	12:40	1-6	0-2	0-2	0 3 3	0 1	2	1	1	0	0 0	5
23 Sean Braithwaite	12:16	0-0	0-0	0-0	0 1 1	0 1	0	0	0	0	0 0	0
5 Joshua Hopson	06:40	0-0	0-0	0-0	0 2 2	0 0	0	0	2	0	0 0	-4
Team					1 5 6		0	0				
Totals		25-59	7-21	10-14	5 35 40	9 12	67	13	8	4	5 0	11

Technical Fouls: NONE

Shooting By Period

1st FG% 11-31 35.5%
3PT% 1-10 10.0%
FT% 5-8 62.5%
2nd FG% 14-28 50.0%
3PT% 6-11 54.5%
FT% 5-6 83.3%
GM FG% 25-59 42.4%
3PT% 7-21 33.3%
FT% 10-14 71.4%

Dead Ball Rebounds: 1, 0

Points from Turnovers

FPU UNH

0 (1st 20:00) 13 (2nd 17:25)

Best Scoring Run

6 (2nd 7:06) 8 (2nd 0:03)

Lead Changes

0

Times Tied

1

Time with Lead

00:00 37:39

Points from Turnovers

FPU UNH

4 7

Paint

16 32

Second Chance

7 4

Fast Breaks

5 18

Bench

18 2

Period by Period Scoring

1st 2nd TOT

FPU 19 37 56

UNH 28 39 67

New Haven vs. Assumption
Dec. 6, 2022 • West Haven, CT

Game 7

New Haven vs. Bloomfield
Dec. 8, 2022 • West Haven, CT

Game 8

GAME 7: NEW HAVEN VS. ASSUMPTION

POINTS - REBOUNDS - ASSISTS

Opponent	Date	Score	0	1	2	3	4	5	10	11
			Francis	Bernard	Morese	Hendrick	Lane	Hopson	Perry	Olawoye
at Saint Michael's	11.16.22	74-75	0-0-0	0-0-0	0-0-0	0-0-0	10-5-8	0-0-0	20-9-0	9-5-3
ADELPHI	11.19.22	82-64	3-0-0	0-0-0	0-0-0	2-2-0	15-7-3	0-2-0	13-6-1	18-7-8
at Saint Rose	11.22.22	69-65	0-0-0	0-0-0	0-0-0	0-0-0	16-4-4	2-0-0	22-5-3	5-4-0
at Indiana (Pa.)	11.26.22	60-65	0-0-0	0-0-0	0-0-0	0-0-0	13-3-2	0-0-0	15-3-2	7-4-8
at American Int'l	11.30.22	81-54	0-2-2	0-0-0	2-2-0	12-6-1	14-3-1	6-3-1	14-4-1	8-6-4
FRANKLIN PIERCE	12.03.22	67-56	0-0-0	0-0-0	0-0-0	2-3-1	13-4-6	0-2-0	14-3-1	9-6-3
ASSUMPTION	12.06.22									
BLOOMFIELD	12.08.22									
at Chestnut Hill	12.11.22									
MOLLOY	12.29.22									
LE MOYNE	12.31.22									
at Georgian Court	01.04.23									
at Saint Anselm	01.07.23									
at So New Hampshire	01.10.23									
SO CONNECTICUT	01.14.23									
at Bentley	01.18.23									
PACE	01.21.23									
at Adelphi	01.24.23									
at Franklin Pierce	01.28.23									
SAINT ROSE	02.01.23									
AMERICAN INT'L	02.01.23									
SAINT MICHAEL'S	02.07.23									
at Assumption	02.11.23									
STATEN ISLAND	02.15.23									
at Le Moyne	02.18.23									
SAINT ANSELM	02.21.23									
Opponent	Date	Score	12	13	15	20	21	22	23	34
			Majak	Kellman	McMillan	Gill	Simmon	Edokpayi	Braithwaite	Thomas
at Saint Michael's	11.16.22	74-75	10-7-2	0-0-0	0-0-0	0-0-0	0-0-0	0-3-0	5-3-1	20-3-2
ADELPHI	11.19.22	82-64	8-6-0	0-0-0	0-0-0	0-0-0	0-0-0	0-1-0	4-1-3	19-1-1
at Saint Rose	11.22.22	69-65	6-10-1	0-0-0	0-2-1	0-0-0	0-0-0	0-1-0	3-1-0	15-4-2
at Indiana (Pa.)	11.26.22	60-65	11-11-0	0-0-0	0-0-0	0-0-0	0-0-0	0-0-0	0-1-1	14-5-1
at American Int'l	11.30.22	81-54	6-11-1	0-0-0	2-2-0	0-0-0	0-0-0	0-0-0	1-0-1	16-3-0
FRANKLIN PIERCE	12.03.22	67-56	14-10-0	0-0-0	0-0-0	0-0-0	0-0-0	0-0-0	0-1-0	15-5-2
ASSUMPTION	12.06.22									
BLOOMFIELD	12.08.22									
at Chestnut Hill	12.11.22									
MOLLOY	12.29.22									
LE MOYNE	12.31.22									
at Georgian Court	01.04.23									
at Saint Anselm	01.07.23									
at So New Hampshire	01.10.23									
SO CONNECTICUT	01.14.23									
at Bentley	01.18.23									
PACE	01.21.23									
at Adelphi	01.24.23									
at Franklin Pierce	01.28.23									
SAINT ROSE	02.01.23									
AMERICAN INT'L	02.01.23									
SAINT MICHAEL'S	02.07.23									
at Assumption	02.11.23									
STATEN ISLAND	02.15.23									
at Le Moyne	02.18.23									
SAINT ANSELM	02.21.23									

OPPONENT GAME-BY-GAME STATISTICS

DATE	OPPONENT	FG-FGA	PCT.	3P-3PA	PCT.	FT-FTA	PCT.	OR-DR-RB	A	TO	BLK	STL	PTS
11/16	New Haven	30-60	.500	5-14	.357	9-12	.750	10-29-39	16	14	4	7	74
	at Saint Michael's	26-59	.441	14-35	.400	9-12	.750	5-21-26	18	10	3	8	75
11/19	NEW HAVEN	33-55	.600	8-18	.444	8-12	.667	1-32-33	16	10	4	7	82
	vs. Adelphi	23-61	.377	12-39	.308	6-10	.600	8-23-31	14	12	0	3	64
11/22	New Haven	29-59	.492	2-10	.105	9-14	.643	7-29-36	10	21	2	8	69
	at Saint Rose	26-70	.371	9-36	.250	4-4	1.000	13-25-38	13	21	3	12	65
11/26	New Haven	22-54	.407	8-23	.348	8-11	.727	9-26-35	14	16	3	5	60
	at Indiana (Pa.)	21-53	.396	4-14	.286	19-20	.950	7-24-31	10	10	5	11	65
11/30	New Haven	29-54	.537	10-23	.435	13-17	.765	11-32-43	12	10	1	3	81
	at American Int'l	20-56	.357	9-30	.300	5-6	.833	4-15-19	9	6	0	4	54
12/3	NEW HAVEN	25-59	.424	7-21	.333	10-14	.714	5-35-40	13	8	5	4	67
	vs. Franklin Pierce	20-62	32.3	10-33	.303	6-9	.667	8-32-40	9	10	0	4	56
12/6	NEW HAVEN												
	vs. Assumption												
12/8	NEW HAVEN												
	vs. Bloomfield												
12/11	New Haven												
	at Chestnut Hill												
12/29	NEW HAVEN												
	vs. Molloy												
12/31	NEW HAVEN												
	vs. Le Moyne												
1/4	NEW HAVEN												
	vs. Georgian Court												
1/7	New Haven												
	at Saint Anselm												
1/10	New Haven												
	at So New Hampshire												
1/14	NEW HAVEN												
	vs. So Connecticut												
1/18	New Haven												
	at Bentley												
1/21	NEW HAVEN												
	vs. Pace												
1/24	New Haven												
	at Adelphi												
1/28	New Haven												
	at Franklin Pierce												
2/1	NEW HAVEN												
	vs. Saint Rose												
2/4	NEW HAVEN												
	vs. American Int'l												
2/7	NEW HAVEN												
	vs. Saint Michael's												
2/11	New Haven												
	at Assumption												
2/15	NEW HAVEN												
	vs. Staten Island												
2/18	New Haven												
	at Le Moyne												
2/21	NEW HAVEN												
	vs. Saint Michael's												

2021-22 SEASON STATISTICS

Game Records

Record	Overall	Home	Away	Neutral
ALL GAMES	4-2	2-0	2-2	0-0
CONFERENCE	4-1	2-0	2-1	0-0
NON-CONFERENCE	0-1	0-0	0-1	0-0

Score by Periods

Team	1st	2nd	OT	TOT
New Haven	189	236	8	433
Opponents	166	209	4	379

Team Box Score

No.	Player				Total		3-Point		F-Throw		Rebounds											
		GP-GS	MIN	AVG	FG-FGA	FG%	3FG-3FGA	3FG%	FT-FTA	FT%	OFF	DEF	TOT	AVG	PF	DQ	A	TO	BLK	STL	PTS	AVG
34	THOMAS, Davontrey	6-6	208:40	34.8	35-71	.493	22-49	.449	7-9	.778	7	14	21	3.5	4	0	8	3	1	2	99	16.5
10	PERRY, Tyrone	6-6	190:08	31.7	40-85	.471	3-20	.150	15-20	.750	8	22	30	5.0	10	0	7	13	0	8	98	16.3
4	LANE, Quashawn	6-6	207:18	34.6	33-60	.550	2-8	.250	13-15	.867	2	24	26	4.3	12	0	24	17	2	8	81	13.5
11	OLAWOYE, Victor	6-6	200:05	33.3	19-47	.404	6-22	.273	12-18	.667	3	29	32	5.3	11	0	26	15	0	11	56	9.3
12	MAJAK, Majur	6-6	182:57	30.5	24-32	.750	2-3	.667	5-7	.714	8	47	55	9.2	13	0	4	8	15	5	55	9.2
3	HENDRICK, Justin	5-0	58:00	11.6	6-20	.300	4-11	.364	0-2	.000	0	11	11	2.2	4	0	2	5	0	0	16	3.2
23	BRAITHWAITE, Sean	6-0	78:51	13.1	5-12	.417	0-2	.000	3-6	.500	2	5	7	1.2	1	0	6	4	1	0	13	2.2
5	HOPSON, Joshua	5-0	37:15	7.5	4-4	1.000	0-0	.000	0-0	.000	1	6	7	1.4	1	0	1	3	0	0	8	1.6
0	FRANCIS, Andre	2-0	11:36	5.8	1-1	1.000	1-1	1.000	0-0	.000	1	1	2	1.0	1	0	2	0	0	0	3	1.5
2	MORSE, Tarese	2-0	09:09	4.6	1-1	1.000	0-0	.000	0-1	.000	1	1	2	1.0	1	0	0	0	0	0	2	1.0
15	MCMILLAN, Kendall	3-0	20:57	7.0	0-5	.000	0-2	.000	2-2	1.000	1	3	4	1.3	0	0	1	3	0	0	2	0.7
13	KELLMAN, Christian	1-0	02:57	3.0	0-0	.000	0-0	.000	0-0	.000	0	0	0	0.0	2	0	0	0	0	0	0	0.0
22	EDOKPAYI, Jason	4-0	17:07	4.3	0-3	.000	0-0	.000	0-0	.000	2	3	5	1.3	4	0	0	2	0	0	0	0.0
Team											7	17	24				6					
Total		6	1225		168-341	.493	40-118	.339	57-80	.713	43	183	226	37.7	64	0	81	79	19	34	433	72.2
Opponents		6	1225		136-361	.377	58-187	.310	49-61	.803	45	140	185	30.8	79	1	73	69	11	42	379	63.2

Team Statistics

	UNH	OPP
Scoring	433	379
Points per game	72.2	63.2
Scoring margin	+9.0	-
Field goals-att	168-341	136-361
Field goal pct	.493	.377
3 point fg-att	40-118	58-187
3-point FG pct	.339	.310
3-pt FG made per game	6.7	9.7
Free throws-att	57-80	49-61
Free throw pct	.713	.803
F-Throws made per game	9.5	8.2
Rebounds	226	185
Rebounds per game	37.7	30.8
Rebounding margin	+6.8	-
Assists	81	73
Assists per game	13.5	12.2
Turnovers	79	69
Turnovers per game	13.2	11.5
Turnover margin	-1.7	-
Assist/turnover ratio	1.0	1.1
Steals	34	42
Steals per game	5.7	7.0
Blocks	19	11
Blocks per game	3.2	1.8
Winning streak	2	-
Home win streak	2	-
Attendance	704	1895
Home games-Avg/Game	2-352	4-474
Neutral site-Avg/Game	-	0-0

Team Results

Date	Opponent		Score	Att.
11/16/2022	at Saint Michael's	L	74-75	549
11/19/2022	Adelphi	W	82-64	362
11/22/2022	at Saint Rose	Wot	69-65	243
11/26/2022	at Indiana (PA)	L	60-65	1103
11/30/2022	at American Int'l	W	81-54	0
12/03/2022	Franklin Pierce	W	67-56	342